

AMNEX

User Manual-CBO Module (CBO User Only)

Selection of System Integrator for design, development, implementation and maintenance of an Integrated IT-based MIS Platform for the Department of Agriculture, Maharashtra and SMART Project along with design and development of new modules in the MIS application as per the requirements of SMART



AMNEX INFOTECHNOLOGIES PRIVATE LIMITED
B-1301, MONDEAL HEIGHTS, S. G. HIGHWAY,
AHMEDABAD, GUJARAT, INDIA
WEBSITE: www.amnex.com

Table Of Contents

1. Introduction	3
2. Functionality For CBO Users:	4
2.1. CBO Registration	4
2.2. Login	7
2.3. Forgot Password	8
2.4. Primary Sanction	8
2.5. Proposal Submission	16
2.5.1. Proposal Submission-Proposal	17
2.5.2. Proposal Submission-FPP	18
2.5.2.1. Proposal Submission-FPP-Section 1	18
2.5.2.2. Proposal Submission-FPP-Section 2	21
2.5.2.3. Proposal Submission-FPP-Section 3	22
2.5.2.4. Proposal Submission-FPP-Section 4	26
2.5.2.5. Proposal Submission-FPP-Section 5	28
2.5.2.6. Proposal Submission-FPP-Section 6	29
2.5.3. Proposal Submission-Business Calculator	31
2.5.4. Proposal Submission-Checklist	34
2.5.5. Proposal Submission-Legal Compliance	35
2.6. Procurement	39
2.7. Tranche 1	43
2.8. Tranche 2	48
2.9. Tranche 3	51
2.10. Tranche 4	54
2.11. View Process Status Functionality	57
2.11.1. Process status for primary sanction application	57
2.11.2. Process status for Proposal Submission application	59
2.11.3. Process status for Procurement application	63
2.11.4. Process status for Tranche 1 application	65
2.11.5. Process status for Tranche 2 application	69
2.11.6. Process status for Tranche 3 application	73
2.11.7. Process status for Tranche 4 application	77

1. Introduction

This module will provide the information of Community Based Organization(CBO),CBO can be registered through the CBO Registration page. After registration, CBO will get the login id and password for the CBO module of SMART web application. Then CBO can proceed for primary sanction,Proposal submission,Procurement,Tranche1,Tranche2,Tranche3 and Tranche4 processes. Respective Designated officers can perform scrutiny activity at different levels like District level, Regional level, PIU level and PCMU level as per SMART organization CBO module process workflow.

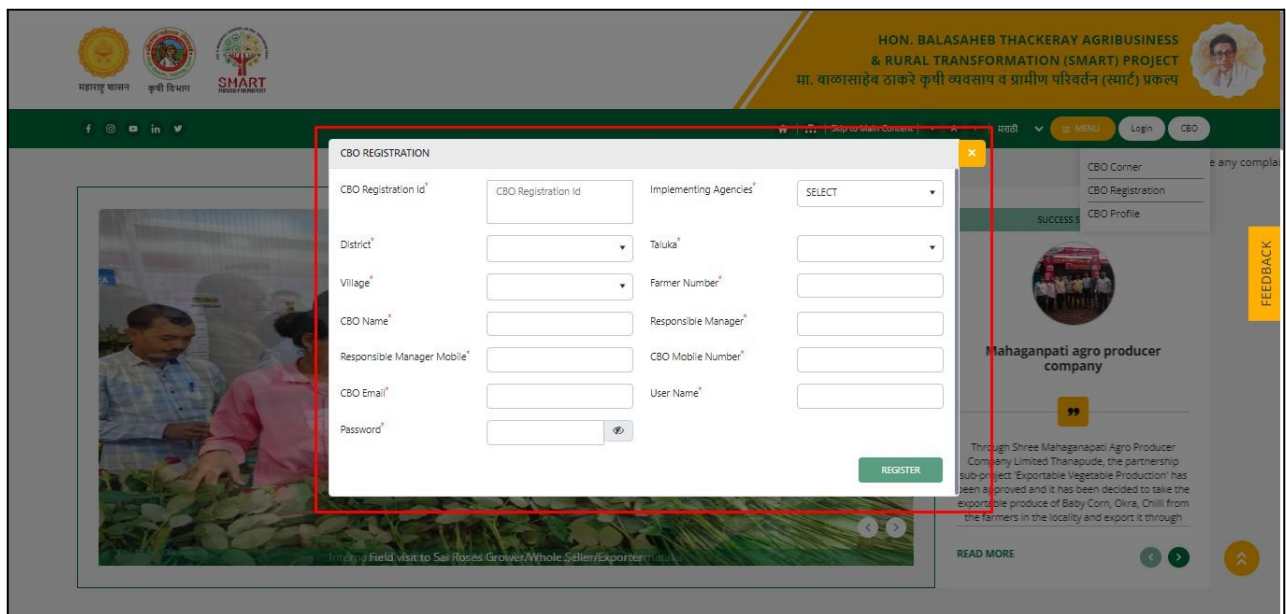
2. Functionality For CBO Users:

2.1. CBO Registration

CBO users can registered through CBO Registration page,

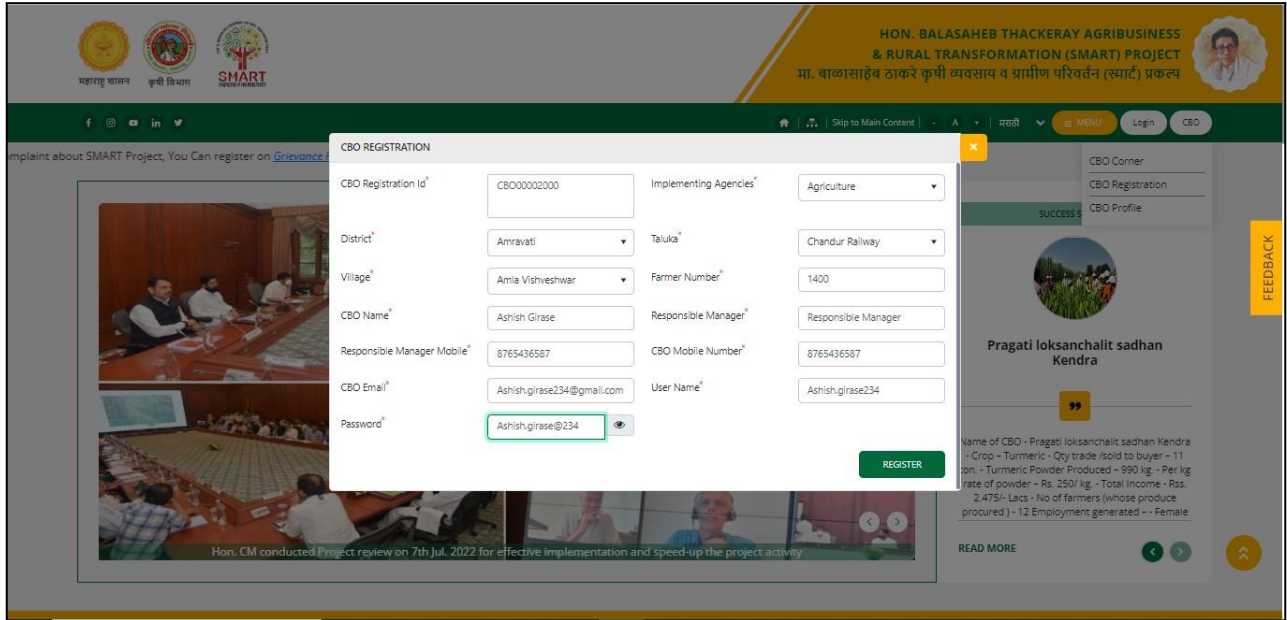


After click on registration page, Below registration page will appear,

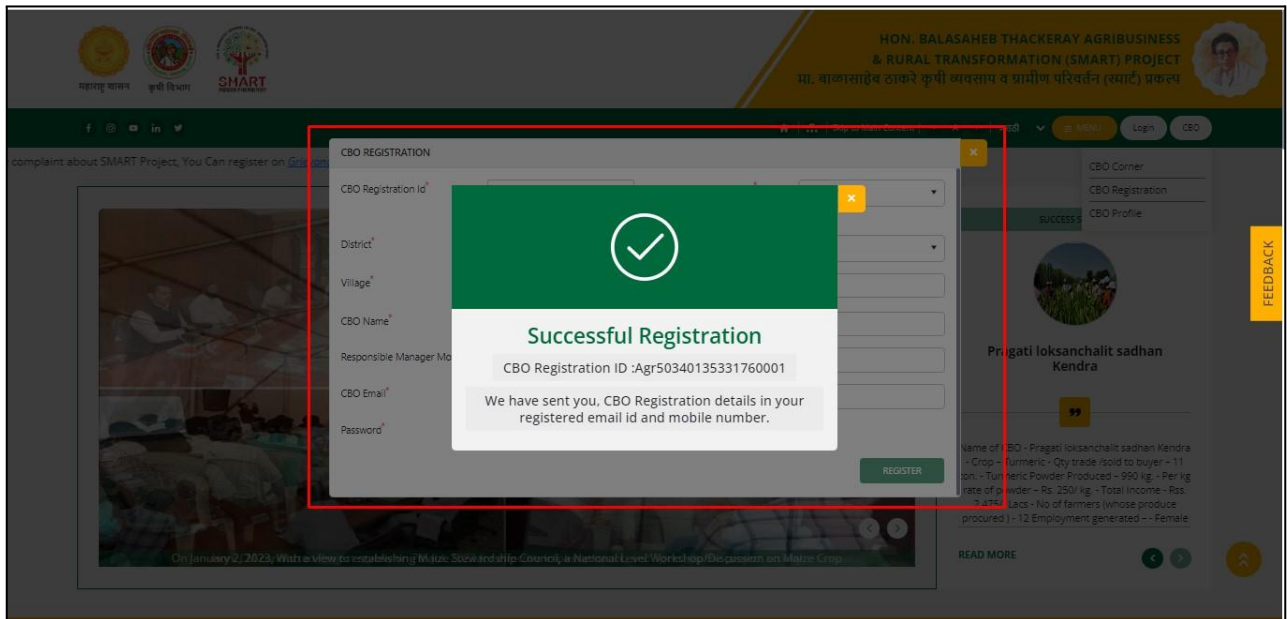


Sr. No	Field Name	Description
1.	CBO Registration Id	Users will get the information of the CBO Registration Id.
2.	Implementing Agencies	Users will get the information of the Implementing Agencies.
3.	District	Users will get the information of the District.
4.	Taluka	Users will get the information of the Taluka.
5.	Village	Users will get the information of the Village.
6.	Farmer Number	Users will get the information of the Farmer Number.
7.	CBO Name	Users will get the information of the CBO Name.
8.	Responsible Manager	Users will get the information of the Responsible Manager.
9.	Responsible Manager Mobile	Users will get the information of the Responsible Manager Mobile.
10.	CBO Mobile Number	Users will get the information of the CBO Mobile Number.
11.	CBO Email	Users will get the information of the CBO Email.
12.	User Name	Users will get the information of the User Name.
13.	Password	Users will get the information of the Password.
14.	Register	After filling all mandatory fields this button will be enabled. User need to click on this button to complete the CBO Registration process.
15.	Close	Users can click on this close button to close the pop up window.

After filling all mandatory fields, the Registration button will be enabled.

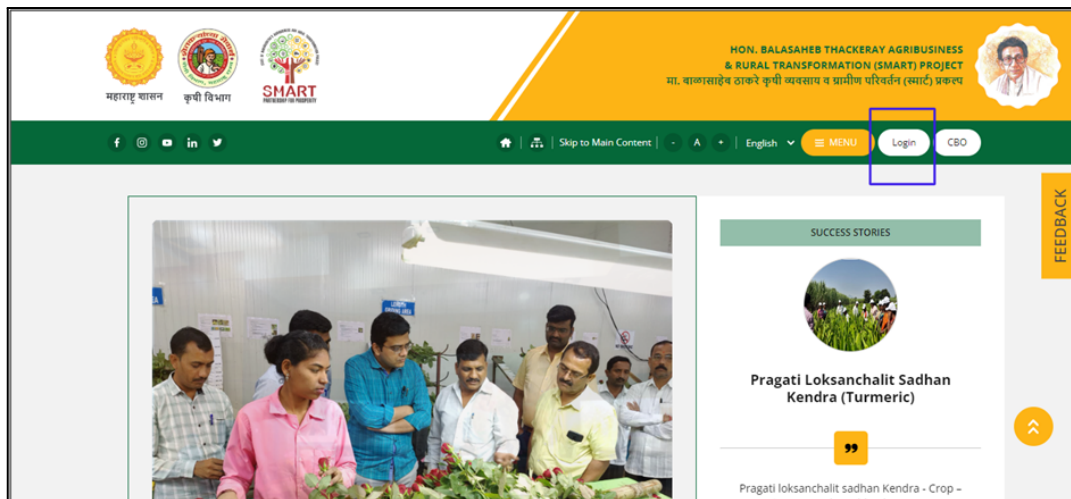


After clicking on the registration button, the Below page will be displayed.

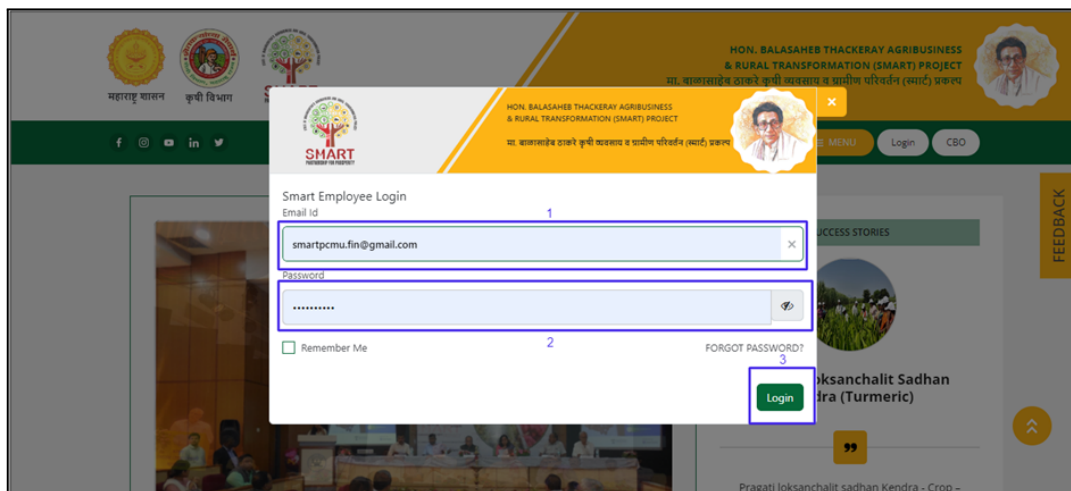


2.2. Login

- User must reach the website through the link below :
<https://smart-mh.org/>
- Now user need to **click on Login button** as shown in the image below:



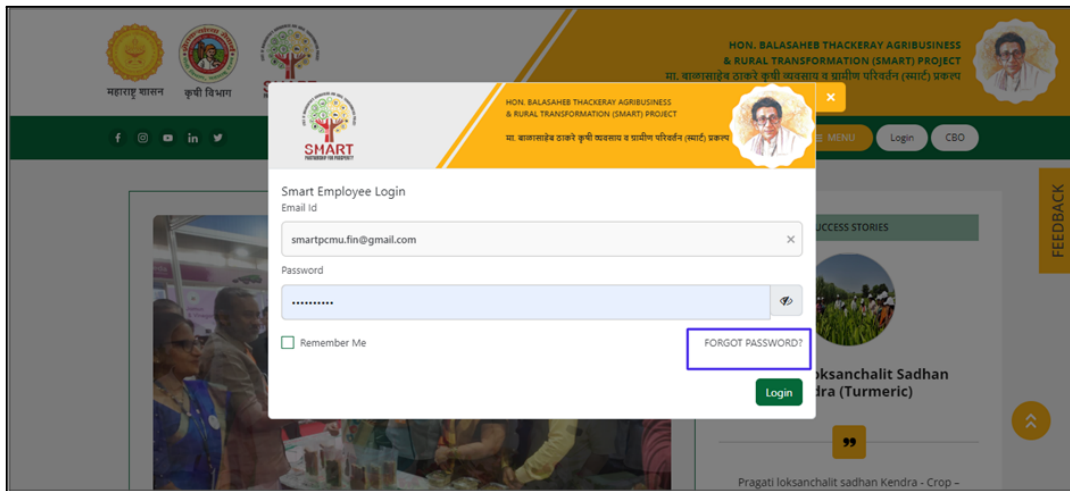
- After that the user needs to enter his registered **Email Id, password** and **click on the login button** as shown in the image.



- Once credentials are verified, users will be logged into the application.

2.3. Forgot Password

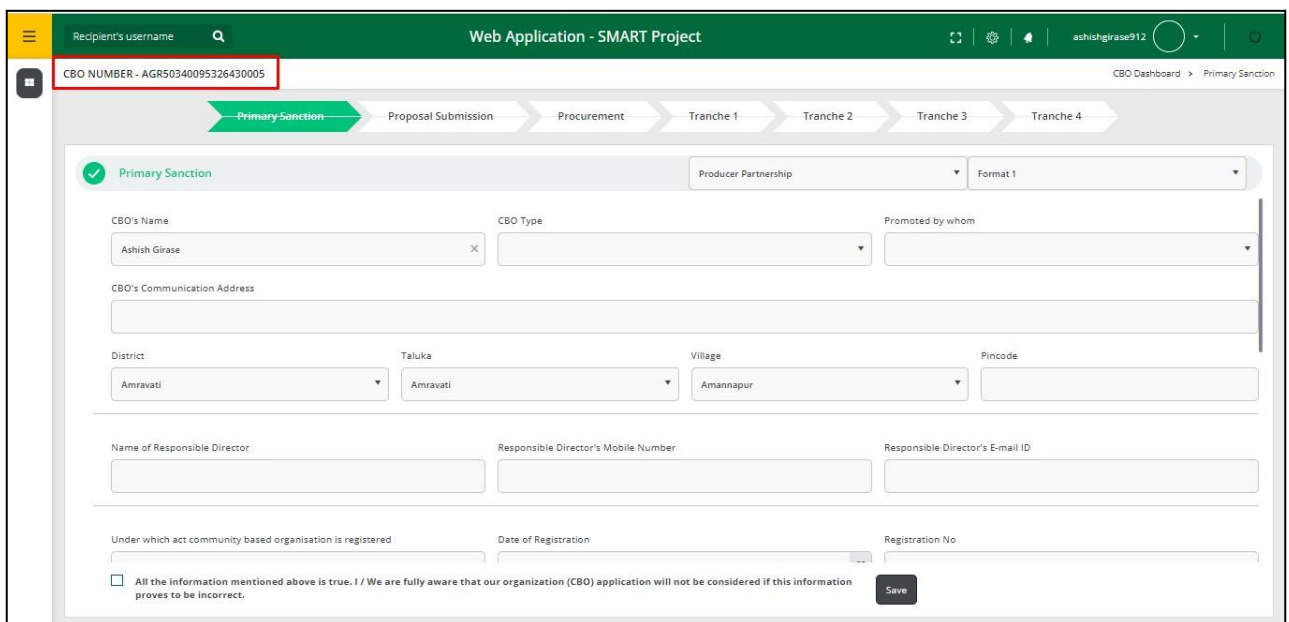
- Users can Reset password by **clicking on the “Forgot password” link as shown in the image below.**



- Users must **enter the registered email ID or mobile number.**
- Now user must click on **send button**
- Auto generated password will be sent on to the user’s registered Email Id.
- Now User can log in with the password which has been sent by email.

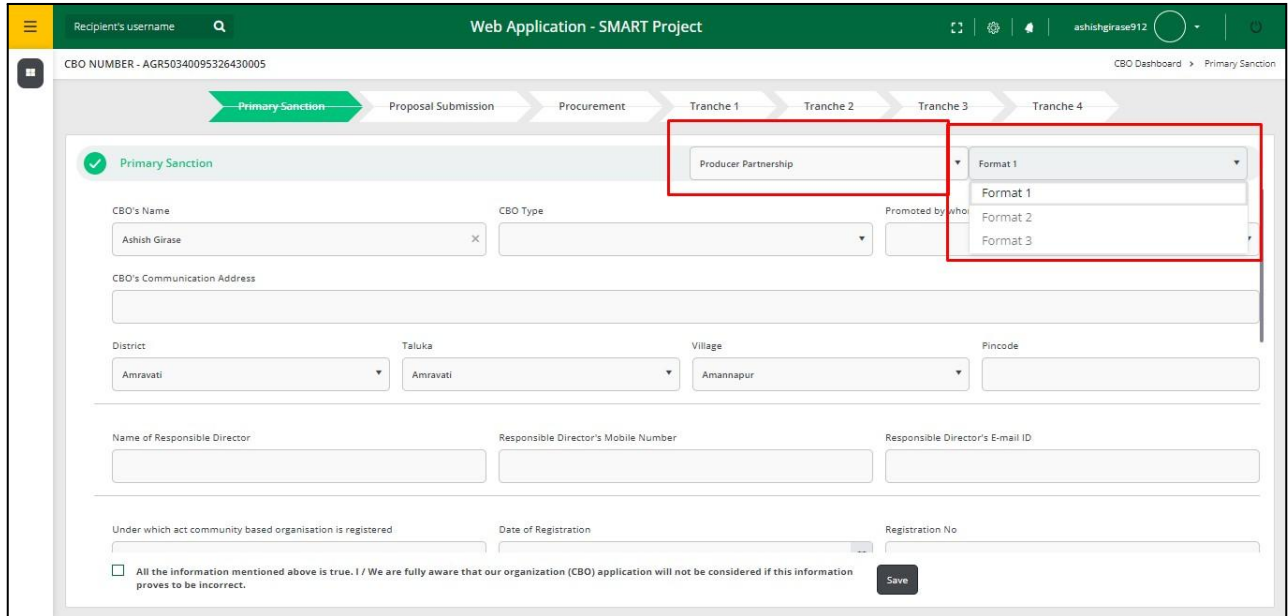
2.4. Primary Sanction

After successful login, CBO users will be redirected to the primary sanction page. CBO’s Number automatically generated.

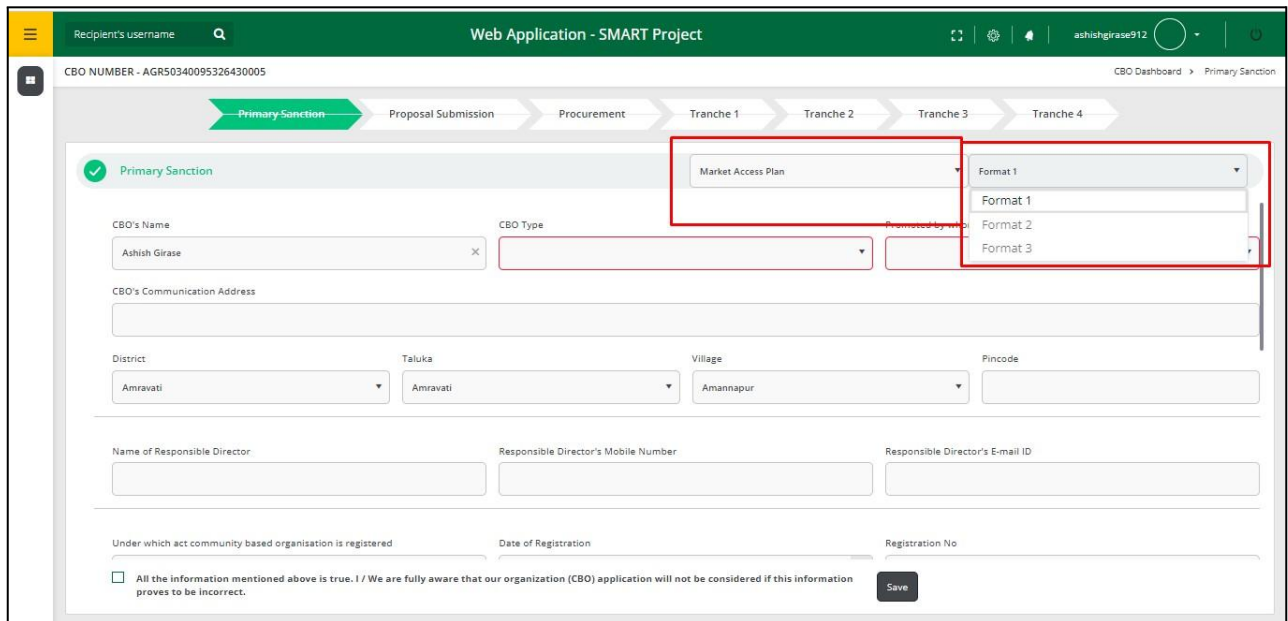


CBO users need to select CBO’s type. Based on CBO type selection Format 1, Format 2, Format 3

and Format 4 will be generated.

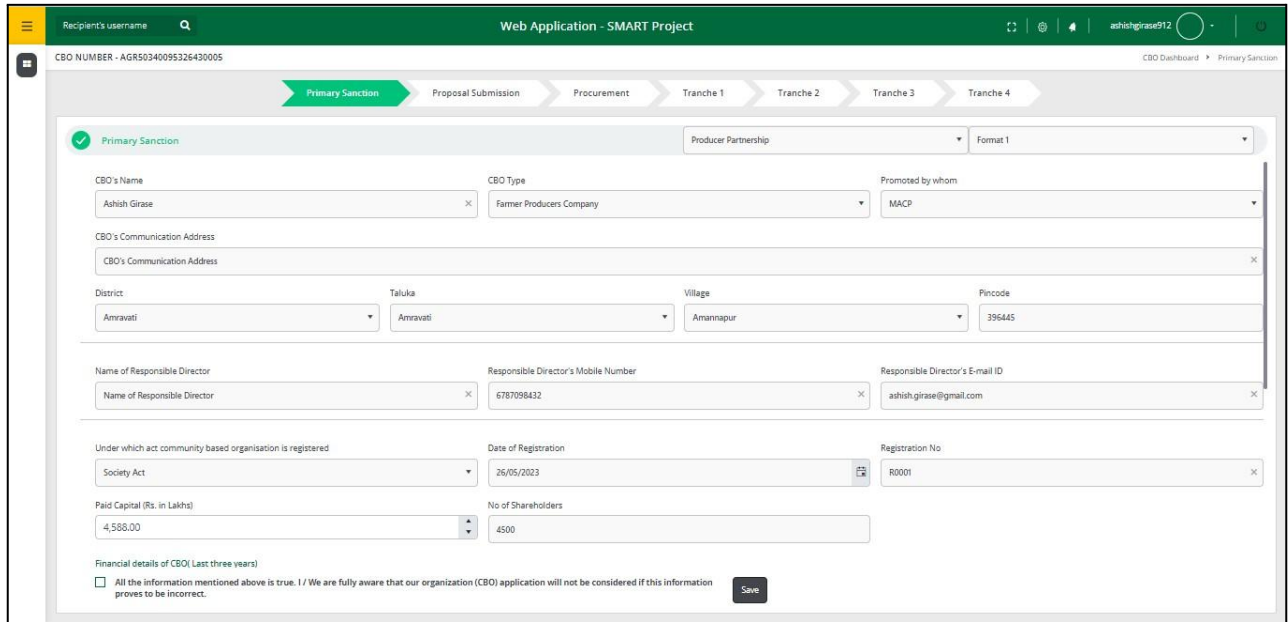


The screenshot shows the 'Web Application - SMART Project' interface. At the top, there is a navigation bar with the user's name 'Recipient's username' and a search icon. Below it, the page title 'Web Application - SMART Project' is displayed. The main content area shows a progress bar with steps: Primary Sanction (highlighted in green), Proposal Submission, Procurement, Tranche 1, Tranche 2, Tranche 3, and Tranche 4. The 'Primary Sanction' step is active, and a dropdown menu is open, showing 'Producer Partnership' selected. The dropdown menu also lists 'Format 1', 'Format 2', and 'Format 3'. The form fields include: CBO's Name (Ashish Girase), CBO Type (dropdown), Promoted by who (dropdown), CBO's Communication Address (text area), District (Amravati), Taluka (Amravati), Village (Amannapur), Pincode (text area), Name of Responsible Director (text area), Responsible Director's Mobile Number (text area), Responsible Director's E-mail ID (text area), Under which act community based organisation is registered (text area), Date of Registration (text area), and Registration No (text area). A checkbox at the bottom states: 'All the information mentioned above is true. I / We are fully aware that our organization (CBO) application will not be considered if this information proves to be incorrect.' A 'Save' button is located at the bottom right.



The screenshot shows the same 'Web Application - SMART Project' interface. The progress bar and dropdown menu are the same as in the previous screenshot. However, the dropdown menu now shows 'Market Access Plan' selected. The form fields and the 'Save' button are identical to the previous screenshot.

CBO user need to fill all the mandatory fields in format 1 form



Recipient's username | Web Application - SMART Project | ashishgirase912

CBO NUMBER - AGR50340095326430005 | CBO Dashboard | Primary Sanction

Primary Sanction | Proposal Submission | Procurement | Tranche 1 | Tranche 2 | Tranche 3 | Tranche 4

Primary Sanction | Producer Partnership | Format 1

CBO's Name: Ashish Girase | CBO Type: Farmer Producers Company | Promoted by whom: MACP

CBO's Communication Address: [Empty]

District: Amravati | Taluka: Amravati | Village: Amarnapur | Pincode: 396445

Name of Responsible Director: [Empty] | Responsible Director's Mobile Number: 6787098432 | Responsible Director's E-mail ID: ashishgirase@gmail.com

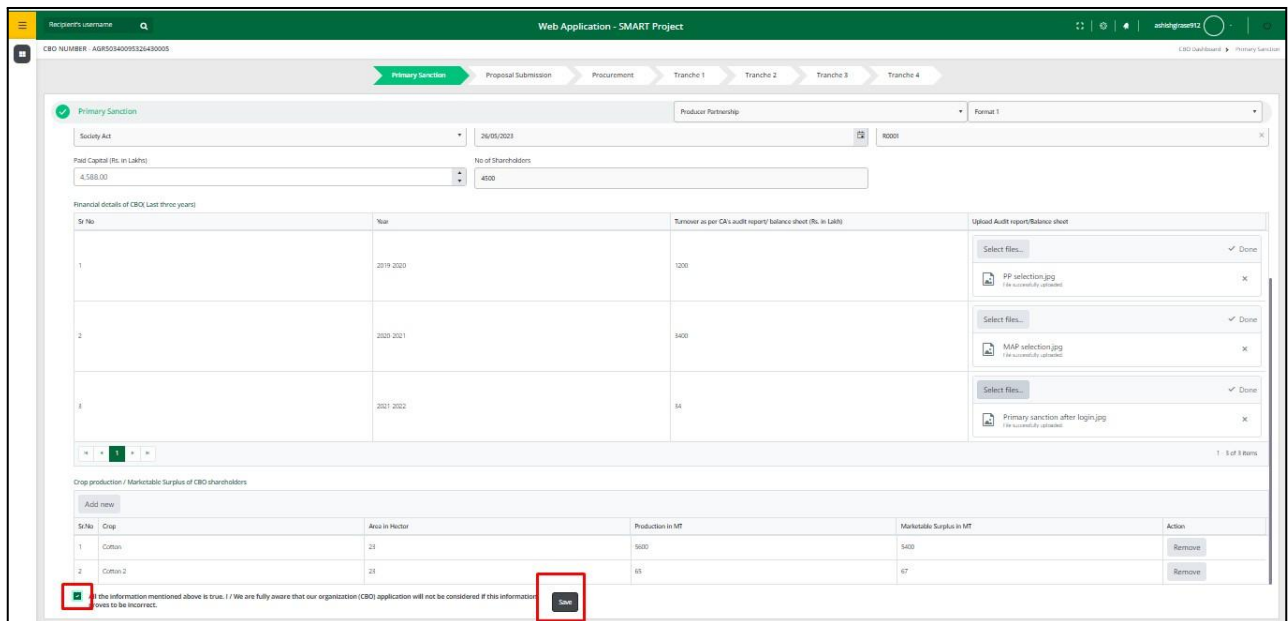
Under which act community based organisation is registered: Society Act | Date of Registration: 26/05/2023 | Registration No: R0001

Paid Capital (Rs. in Lakhs): 4,588.00 | No of Shareholders: 4500

Financial details of CBO (Last three years)

All the information mentioned above is true. I / We are fully aware that our organization (CBO) application will not be considered if this information proves to be incorrect. [Save]

After filling all mandatory fields, User needs to select the check box and then click on the save button as per below screenshot.



Recipient's username | Web Application - SMART Project | ashishgirase912

CBO NUMBER - AGR50340095326430005 | CBO Dashboard | Primary Sanction

Primary Sanction | Proposal Submission | Procurement | Tranche 1 | Tranche 2 | Tranche 3 | Tranche 4

Primary Sanction | Producer Partnership | Format 1

Society Act | 26/05/2023 | R0001

Paid Capital (Rs. in Lakhs): 4,588.00 | No of Shareholders: 4500

Financial details of CBO (Last three years)

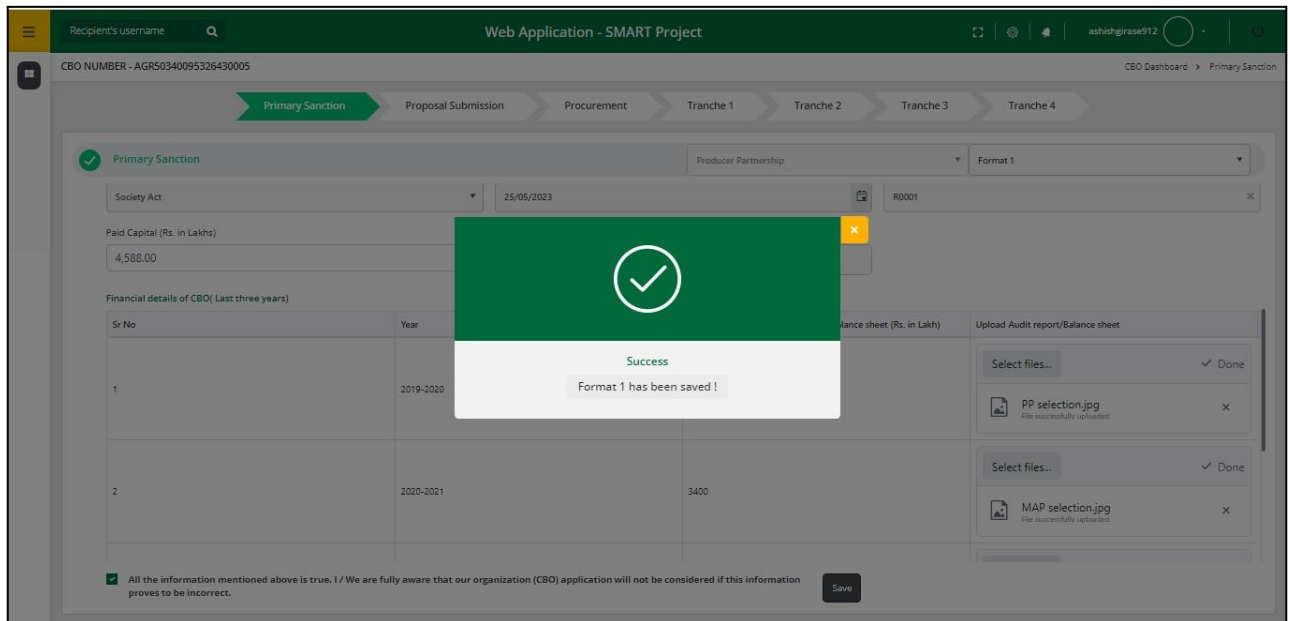
Sr No	Year	Turnover as per CA's audit report balance sheet (Rs. in Lakhs)	Upload Audit report/Balance sheet
1	2019-2020	1200	Select files... Done PP selection.jpg (file successfully uploaded)
2	2020-2021	8400	Select files... Done MAP selection.jpg (file successfully uploaded)
3	2021-2022	64	Select files... Done Primary sanction after login.jpg (file successfully uploaded)

Crop production / Marketable Surplus of CBO shareholders

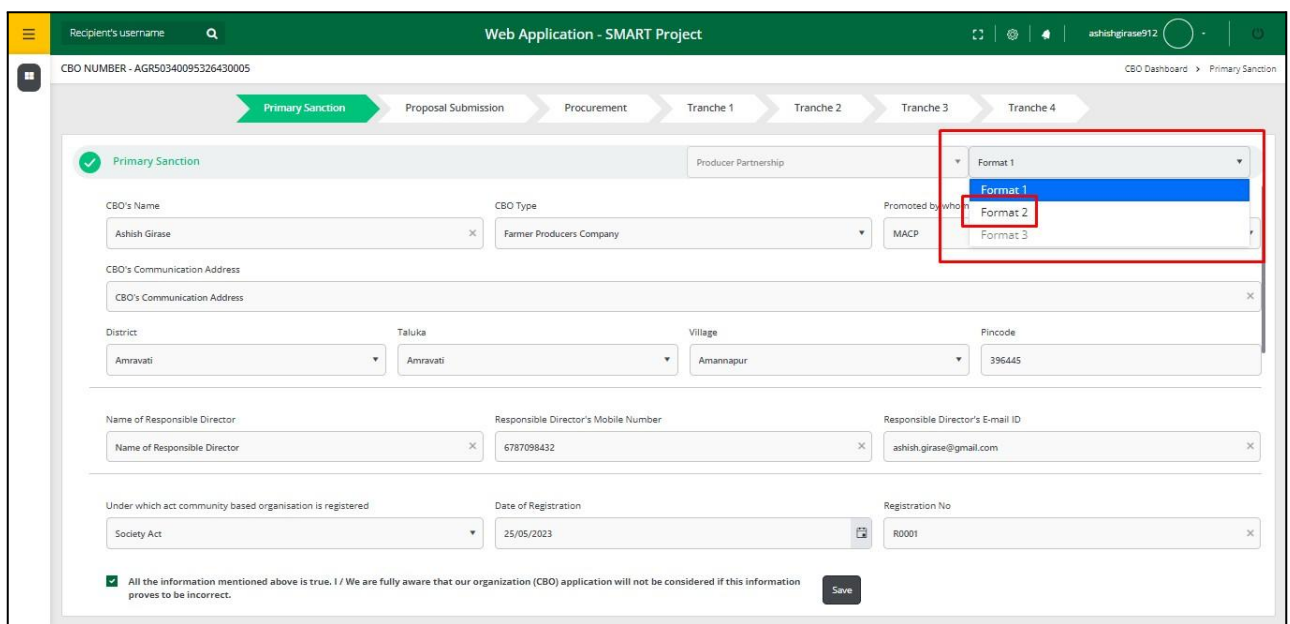
Sr No	Crop	Area in Hectar	Production in MT	Marketable Surplus in MT	Action
1	Cotton	21	3600	5400	Remove
2	Cotton 2	21	65	67	Remove

All the information mentioned above is true. I / We are fully aware that our organization (CBO) application will not be considered if this information proves to be incorrect. [Save]

After filling all mandatory fields, the user will get the format 1 fill successfully pop up.



After successfully filling format 1 form, Format 2 form will be enabled in dropdown.



Users need to fill format 2 form. After filling all the mandatory fields, user need to click on save button

Web Application - SMART Project

CBO NUMBER - AGR50340095326430005

Primary Sanction

Producer Partnership | Format 2

Name of Buyer: [Name of Buyer] | Registered Under Act: [Registered Under Act] | Registration no: [Registration no]

Address: [Address] | Responsible Person: [Responsible Person] | Mobile Number: [6587986754]

Brief about Buyer: [Brief about Buyer]

SrNo	Crops Name	Annual purchase IN MT (Quantity)	Quality criteria -(Quality-Parameters)	Rate analysis criteria	Action
1	Crops Name 1	23	45	S4	Remove

All the information mentioned above is true. I / We are fully aware that our organization (CBO) application will not be considered if this information proves to be incorrect. **Save**

After clicking on save button, Format 2 form fill successfully pop up will appear.

Web Application - SMART Project

CBO NUMBER - AGR50340095326430005

Primary Sanction

Producer Partnership | Format 1

Name of Buyer: [Name of Buyer] | Registered Under Act: [Registered Under Act] | Registration no: [Registration no]

Address: [Address] | Responsible Person: [Responsible Person] | Mobile Number: [6587986754]

Brief about Buyer: [Brief about Buyer]

SrNo	Crops Name	Annual purchase IN MT (Quantity)	Quality criteria -(Quality-Parameters)	Rate analysis criteria	Action
1	Crops Name 1	23	45	S4	Remove

All the information mentioned above is true. I / We are fully aware that our organization (CBO) application will not be considered if this information proves to be incorrect. **Save**

Success
Format 2 has been saved!

After successfully filling format 2 form, Format 3 form will be enabled in dropdown.

Web Application - SMART Project

CBO NUMBER - AGR50340095326430005

Primary Sanction

Producer Partnership

Name of Buyer: [Name of Buyer] x

Registered Under Act: [Registered Under Act] x

Registration no: [Registration no] x

Address: [Address] x

Responsible Person: [Responsible Person] x

Mobile Number: 6587986754 x

Brief about Buyer: [Brief about Buyer] x

Information about the buyer selected by the organization for sale of agricultural produce (For Productive Partnership Subproject only)

SrNo	Crops Name	Annual purchase IN MT (Quantity)	Quality criteria -(Quality-Parameters)	Rate analysis criteria	Action
1	Crops Name 1	23	45	54	Remove

Save

Users need to fill format 3 form. After filling all mandatory fields from format 3 form. Users need to click on the save button.

Web Application - SMART Project

CBO NUMBER - AGR50340095326430005

Primary Sanction

Producer Partnership

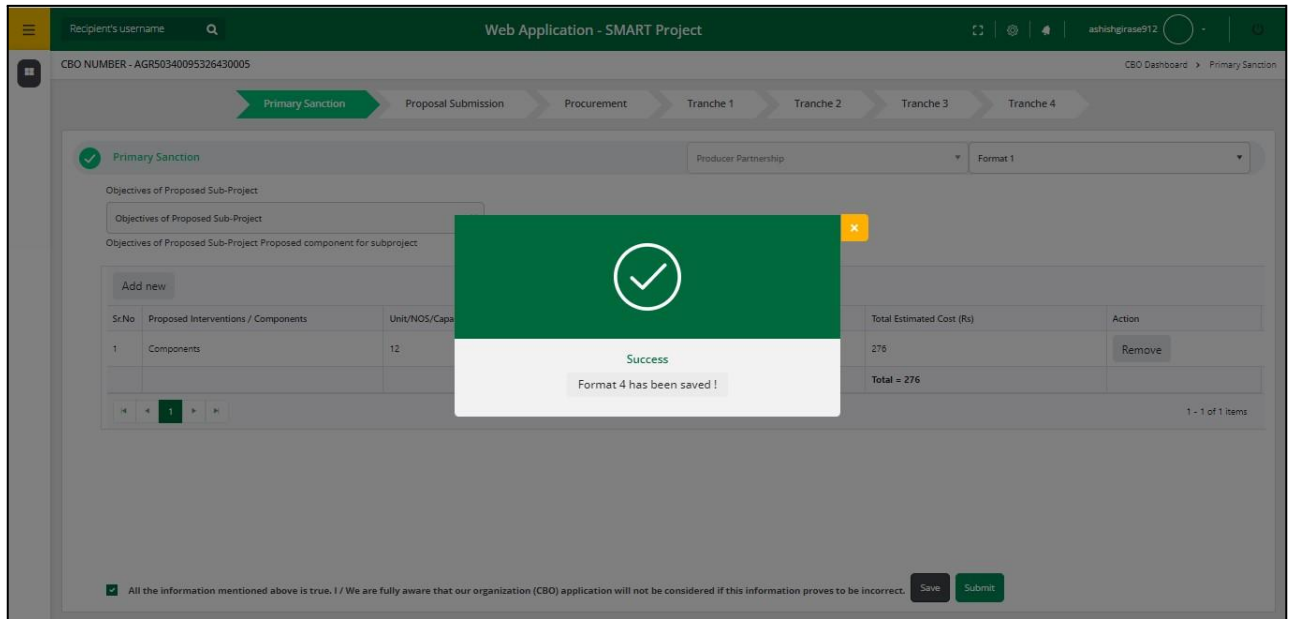
Objectives of Proposed Sub-Project: [Objectives of Proposed Sub-Project] x

Objectives of Proposed Sub-Project Proposed component for subproject:

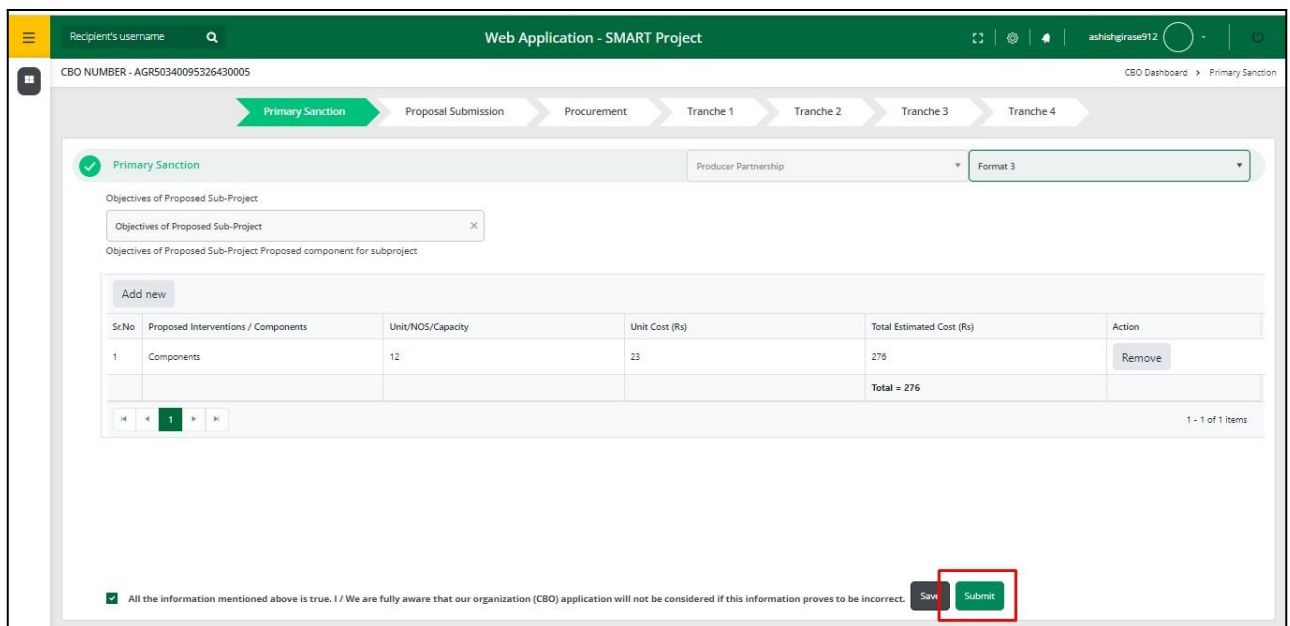
SrNo	Proposed Interventions / Components	Unit/NOS/Capacity	Unit Cost (Rs)	Total Estimated Cost (Rs)	Action
1	Components	12	23	276	Remove
				Total = 276	

Save Submit

After clicking on save button, format 4 fill successfully pop up will be appear.



Users can review/edit format 1, format 2 and format 3 form from the drop down. After filling all the format forms users need to click on the submit button.



After clicking on submit button primary sanction application forwarded successfully to scrutiny level. Then after the user can only view all the formats not able edit/save again.

Recipient's username Web Application - SMART Project

CBO NUMBER - AGR50340095326430005

Primary Sanction Proposal Submission Procurement Tranche 1 Tranche 2 Tranche 3 Tranche 4

Primary Sanction Producer Partnership Format 3

Objectives of Proposed Sub-Project

Objectives of Proposed Sub-Project Proposed component for subproject

Sr.No	Proposed Interventions / Components	Unit/NOS/Capacity	Unit Cost (Rs)	Total Estimated Cost (Rs)	Action
1	Components	12	23	276	
				Total = 276	

1 - 1 of 1 items

All the information mentioned above is true. I / We are fully aware that our organization (CBO) application will not be considered if this information proves to be incorrect.

Recipient's username Web Application - SMART Project

CBO NUMBER - AGR50340095326430005

ashishgrase912

CBO Dashboard > Primary Sanction

Primary Sanction Proposal Submission Procurement Tranche 1 Tranche 2 Tranche 3 Tranche 4

Primary Sanction Producer Partnership Format 3

Objectives of Proposed Sub-Project

Objectives of Proposed Sub-Project Proposed component for subproject

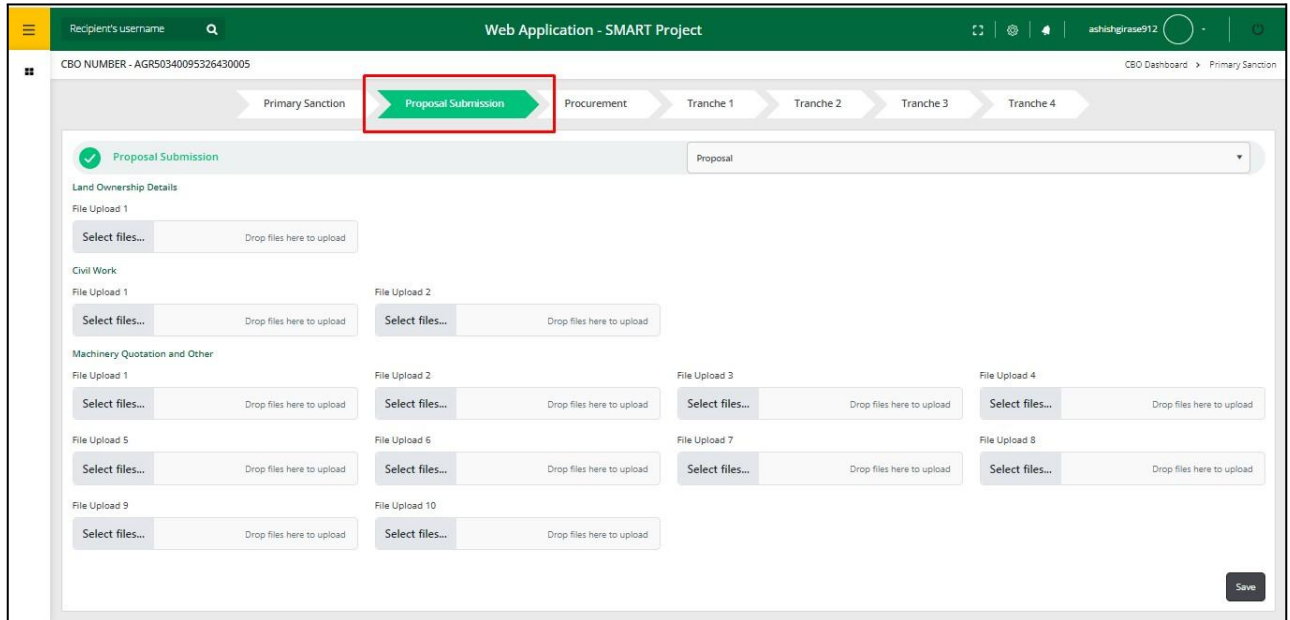
Sr.No	Proposed Interventions / Components	Unit/NOS/Capacity	Unit Cost (Rs)	Total Estimated Cost (Rs)	Action
1	Components	12	23	276	
				Total = 276	

1 - 1 of 1 items

All the information mentioned above is true. I / We are fully aware that our organization (CBO) application will not be considered if this information proves to be incorrect.

2.5. Proposal Submission

Once the primary sanction application is successfully approved from all the desks then the system will auto redirect CBO users to proceed for proposal submission application.



Recipient's username | Web Application - SMART Project | ashishgirase912

CBO NUMBER - AGR50340095326430005 | CBO Dashboard > Primary Sanction

Primary Sanction | **Proposal Submission** | Procurement | Tranche 1 | Tranche 2 | Tranche 3 | Tranche 4

✓ Proposal Submission | Proposal

Land Ownership Details

File Upload 1

Select files... | Drop files here to upload

Civil Work

File Upload 1 | File Upload 2

Select files... | Drop files here to upload | Select files... | Drop files here to upload

Machinery Quotation and Other

File Upload 1 | File Upload 2 | File Upload 3 | File Upload 4

Select files... | Drop files here to upload | Select files... | Drop files here to upload | Select files... | Drop files here to upload | Select files... | Drop files here to upload

File Upload 5 | File Upload 6 | File Upload 7 | File Upload 8

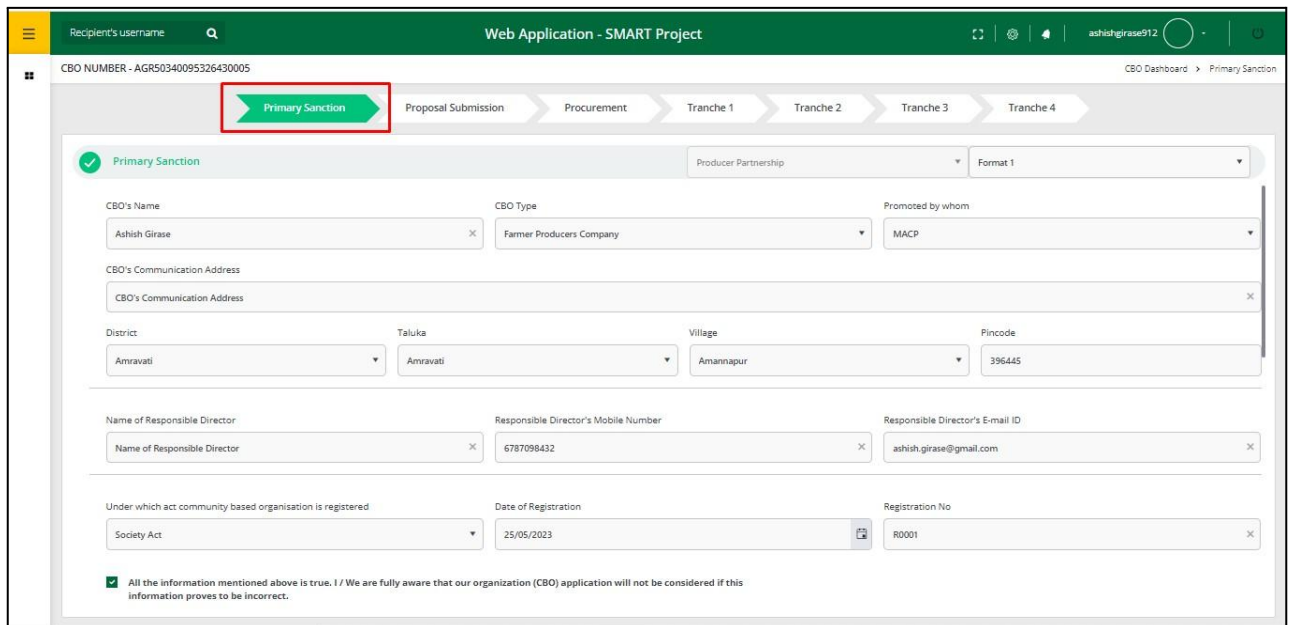
Select files... | Drop files here to upload | Select files... | Drop files here to upload | Select files... | Drop files here to upload | Select files... | Drop files here to upload

File Upload 9 | File Upload 10

Select files... | Drop files here to upload | Select files... | Drop files here to upload

Save

CBO users can review primary sanction applications by clicking on primary sanction application.



Recipient's username | Web Application - SMART Project | ashishgirase912

CBO NUMBER - AGR50340095326430005 | CBO Dashboard > Primary Sanction

Primary Sanction | Proposal Submission | Procurement | Tranche 1 | Tranche 2 | Tranche 3 | Tranche 4

✓ Primary Sanction | Producer Partnership | Format 1

CBO's Name: Ashish Girase | CBO Type: Farmer Producers Company | Promoted by whom: MACP

CBO's Communication Address: CBO's Communication Address

District: Amravati | Taluka: Amravati | Village: Amannapur | Pincode: 396445

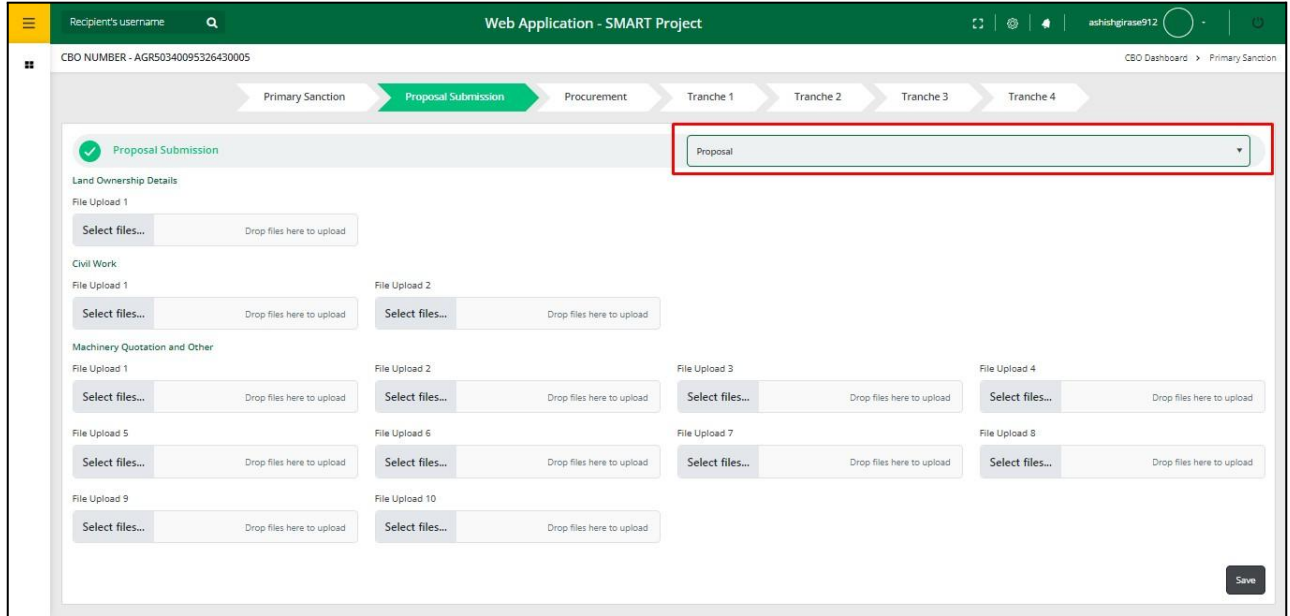
Name of Responsible Director: Name of Responsible Director | Responsible Director's Mobile Number: 6787098432 | Responsible Director's E-mail ID: ashish.girase@gmail.com

Under which act community based organization is registered: Society Act | Date of Registration: 25/05/2023 | Registration No: R0001

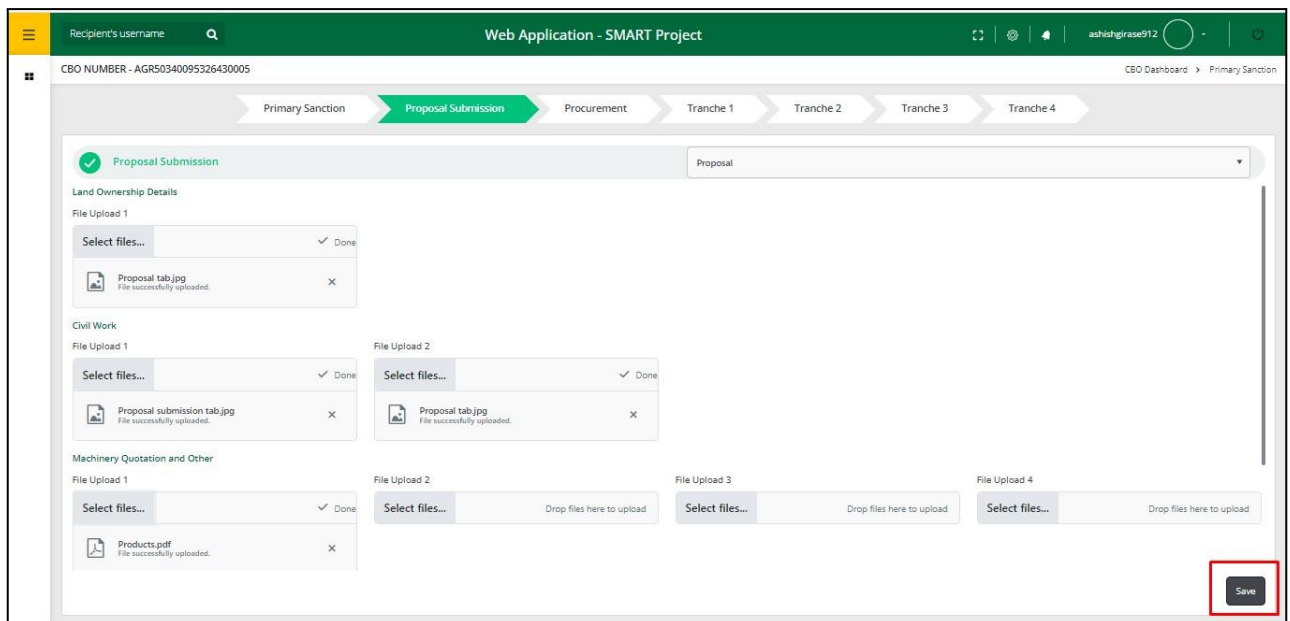
All the information mentioned above is true. I / We are fully aware that our organization (CBO) application will not be considered if this information proves to be incorrect.

2.5.1. Proposal Submission-Proposal

CBO users can first fill proposal sanction from the dropdown.



After filling all mandatory fields, CBO users need to click on the save button.



2.5.2. Proposal Submission-FPP

After filling Proposal submission-Proposal form, Users can proceed for proposal submission-FPP form.

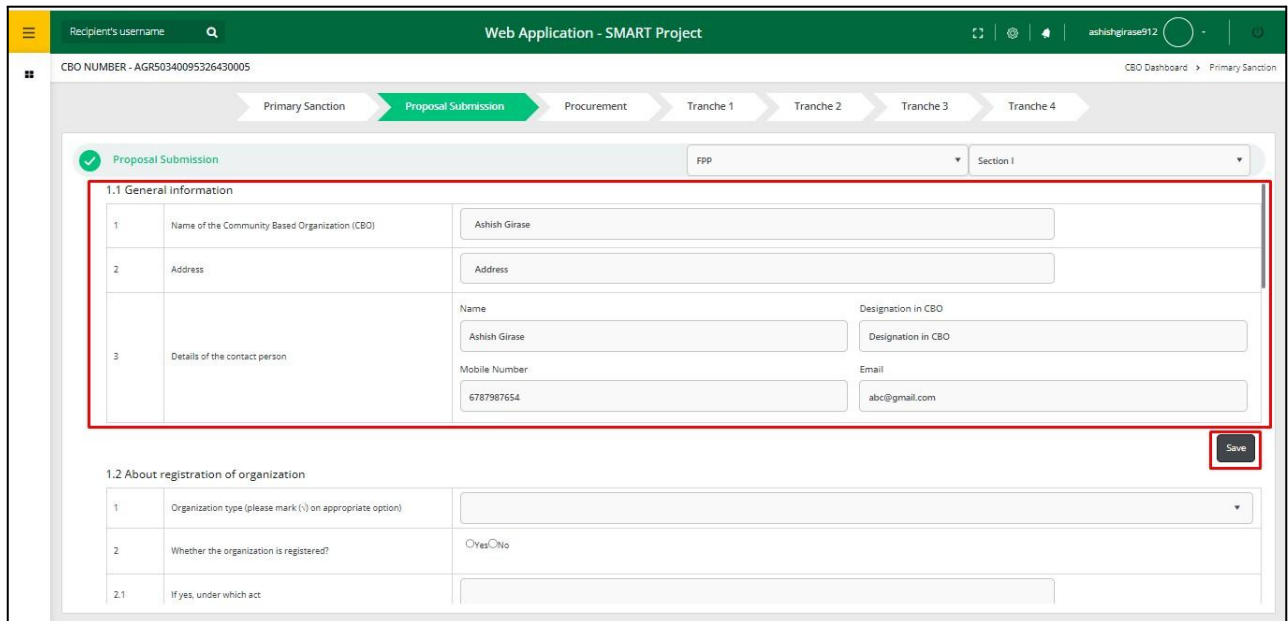
The screenshot shows the 'Web Application - SMART Project' interface. At the top, there is a navigation bar with the user's name 'Recipient's username' and the project name. Below this, a breadcrumb trail shows 'Primary Sanction' > 'Proposal Submission' > 'Procurement' > 'Tranche 1' > 'Tranche 2' > 'Tranche 3' > 'Tranche 4'. The 'Proposal Submission' section is active, and a dropdown menu is set to 'FPP'. Below this, there are two main sections: '1.1 General information' and '1.2 About registration of organization'. Section 1.1 includes fields for 'Name of the Community Based Organization (CBO)' (Ashish Girase), 'Address', and 'Details of the contact person' (Name: Ashish Girase, Designation in CBO, Mobile Number: 6787987654, Email). Section 1.2 includes fields for 'Organization type', 'Whether the organization is registered?' (radio buttons for Yes/No), and 'If yes, under which act'. A 'Save' button is located at the bottom right of the form.

2.5.2.1. Proposal Submission-FPP-Section 1

In Proposal submission-FPP form user need to first fill section 1 form

This screenshot is identical to the one above, showing the 'Web Application - SMART Project' interface. The 'FPP' dropdown menu and the 'Section 1' dropdown menu are both highlighted with a red box. The rest of the form, including the '1.1 General information' and '1.2 About registration of organization' sections, remains the same.

In Proposal submission-FPP-Section 1 from, First user needs to fill 1.1 General information section, After filling all the mandatory field user need to click on save button.



Web Application - SMART Project

CBO NUMBER - AGR50340095326430005

Primary Sanction > **Proposal Submission** > Procurement > Tranche 1 > Tranche 2 > Tranche 3 > Tranche 4

Proposal Submission | FPP | Section 1

1.1 General information

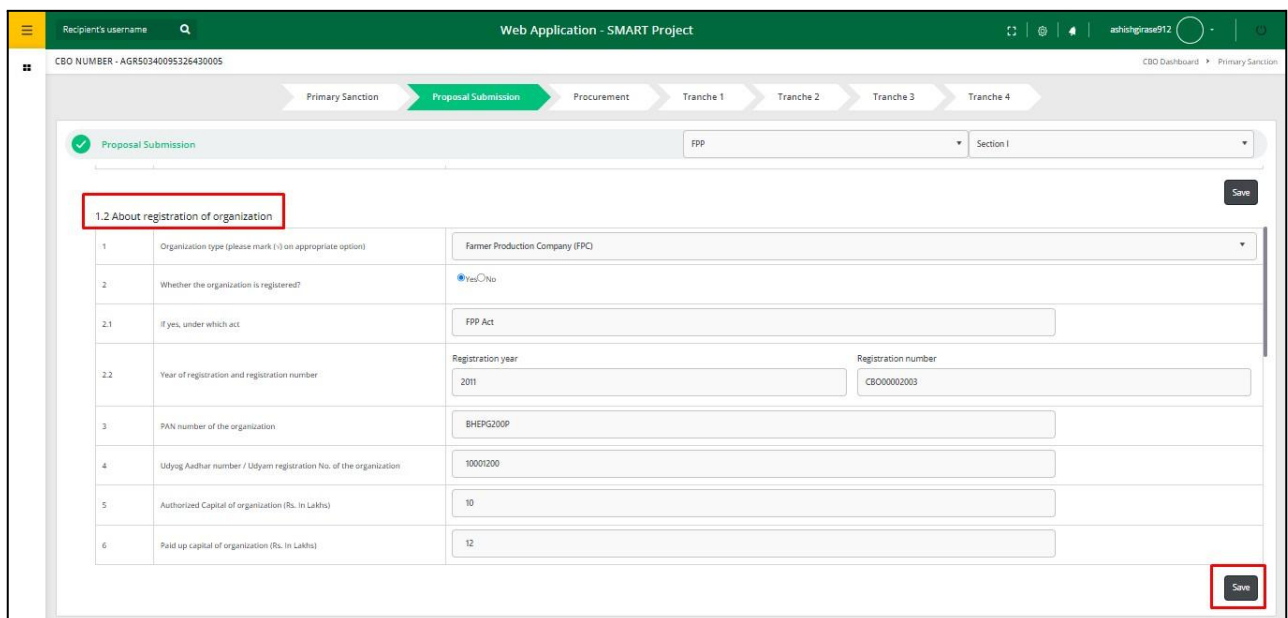
1	Name of the Community Based Organization (CBO)	Ashish Girase	
2	Address	Address	
3	Details of the contact person	Name	Designation in CBO
		Ashish Girase	Designation in CBO
		Mobile Number	Email
		6787987654	abc@gmail.com

Save

1.2 About registration of organization

1	Organization type (please mark (x) on appropriate option)	
2	Whether the organization is registered?	<input type="radio"/> Yes <input type="radio"/> No
2.1	If yes, under which act	

After filling, 1.1 general information section, User needs to fill 1.2 About registration of organization section. After filling all the mandatory field users need to click on save button.



Web Application - SMART Project

CBO NUMBER - AGR50340095326430005

Primary Sanction > **Proposal Submission** > Procurement > Tranche 1 > Tranche 2 > Tranche 3 > Tranche 4

Proposal Submission | FPP | Section 1

1.2 About registration of organization

1	Organization type (please mark (x) on appropriate option)	Farmer Production Company (FPC)	
2	Whether the organization is registered?	<input checked="" type="radio"/> Yes <input type="radio"/> No	
2.1	If yes, under which act	FPP Act	
2.2	Year of registration and registration number	Registration year	Registration number
		2011	CBO00002003
3	PAN number of the organization	BHEPG200P	
4	Udyog Aadhar number / Udyam registration No. of the organization	10001200	
5	Authorized Capital of organization (Rs. In Lakhs)	10	
6	Paid up capital of organization (Rs. In Lakhs)	12	

Save

After filling, 1.2 About registration of the organization section, User needs to fill 1.3 Details of Board Members section. After filling all the mandatory field users need to click on save button.

Web Application - SMART Project

CBO NUMBER - AGR50340095326430005

Primary Sanction → Proposal Submission → Procurement → Tranche 1 → Tranche 2 → Tranche 3 → Tranche 4

Proposal Submission | FPP | Section I

6 Paid up capital of organization (Rs. In Lakhs) | 12

1.3 Details of Board Members

Add New

No	Name of the BoD	Gender M/F	Social category	Land Holding (Ha)	Designation	Education	PAN No.	Aadhar No.	Contact number (mobile number)	command
1	Name of the BoD	Male	NT	1	Designation	Education	Poo1	A001	6707676554	<input type="checkbox"/> <input type="checkbox"/>
2	Name of the BoD	Female	OBC	23	Designation	Education	P002	A002	6707655443	<input type="checkbox"/> <input type="checkbox"/>

1.4 Details of shareholders / members of CBOs

Add New

No	Total No. of shareholders	Total Male	Total Female	Scheduled Castes	Scheduled Tribes	Marginal Farmers (0-1 ha)	Small farmers (1-2 ha)	Medium farmer (2-5 ha.)	Big farmers (More than 5 ha.)	Tenants	Landless	command
----	---------------------------	------------	--------------	------------------	------------------	---------------------------	------------------------	-------------------------	-------------------------------	---------	----------	---------

After filling, 1.3 Details of Board Members section User needs to fill 1.4 Details of shareholders / members of CBOs section. After filling all the mandatory field users need to click on save button.

Web Application - SMART Project

CBO NUMBER - AGR50340095326430005

Primary Sanction → Proposal Submission → Procurement → Tranche 1 → Tranche 2 → Tranche 3 → Tranche 4

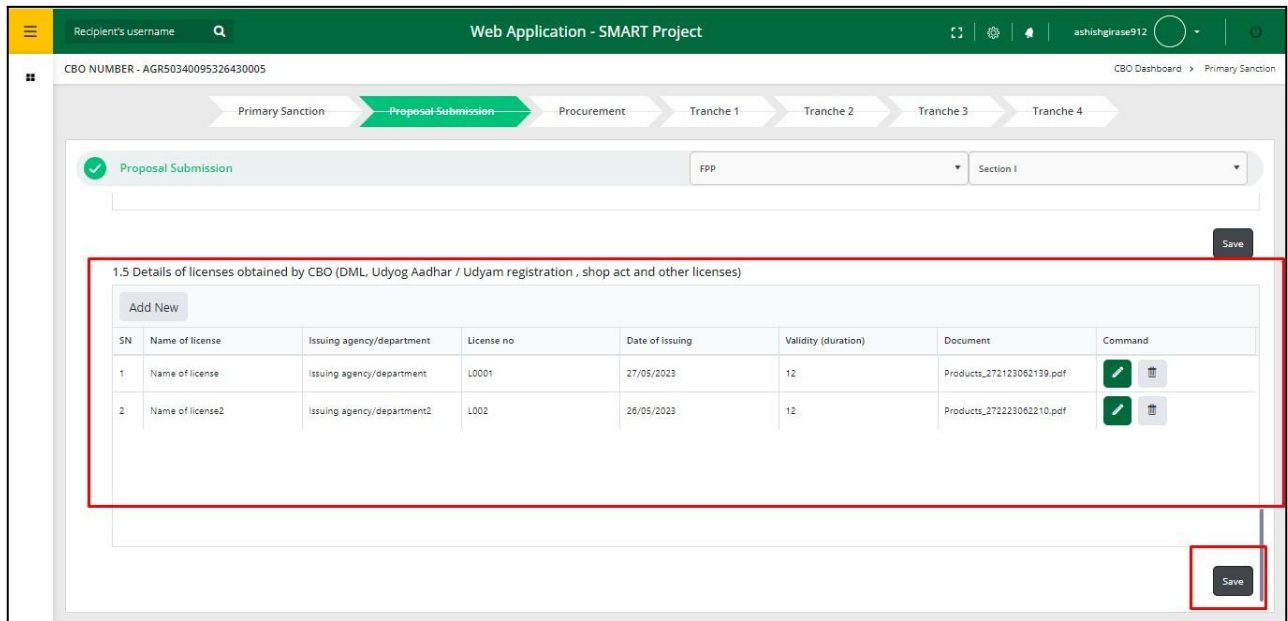
Proposal Submission | FPP | Section I

1.4 Details of shareholders / members of CBOs

Add New

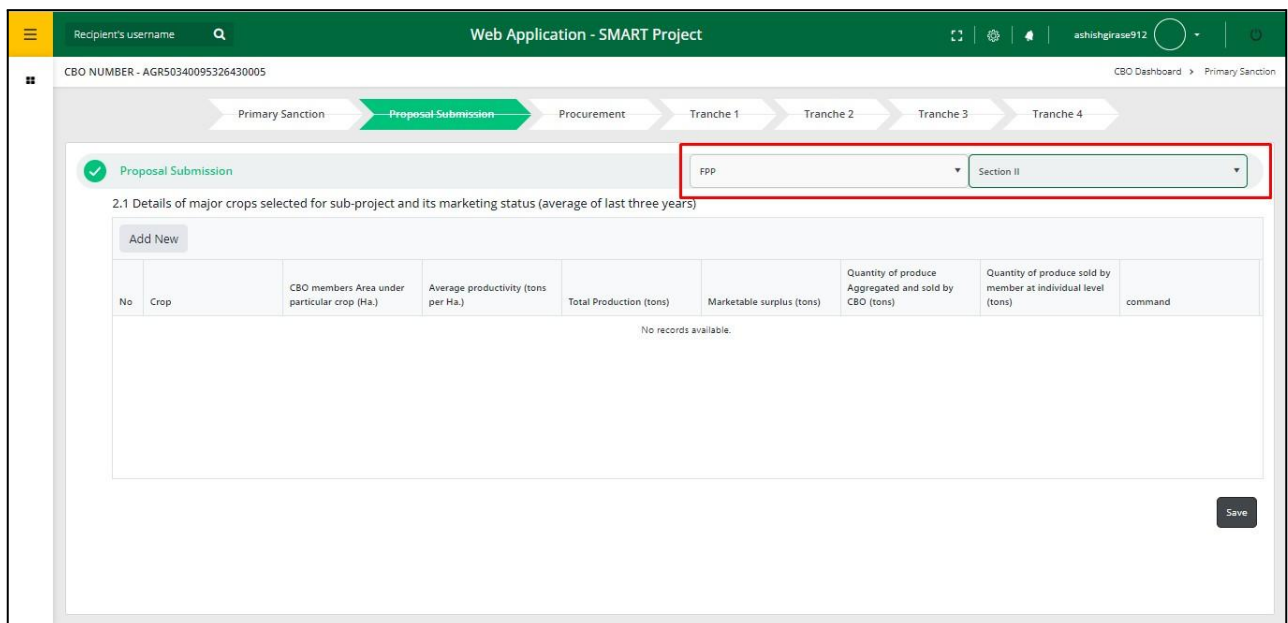
No	Total No. of shareholders	Total Male	Total Female	Scheduled Castes	Scheduled Tribes	Marginal Farmers (0-1 ha)	Small farmers (1-2 ha)	Medium farmer (2-5 ha.)	Big farmers (More than 5 ha.)	Tenants	Landless	command
1	2300	23	23	12	23	1	2	2	3	3	4	<input type="checkbox"/> <input type="checkbox"/>
2	1200		3	34	3	1	2	2	5	3	4	<input type="checkbox"/> <input type="checkbox"/>

After filling, 1.4 Details of shareholders / members of CBOs section, User needs to fill 1.5 Details of licenses obtained by CBO (DML, Udyog Aadhar / Udyam registration , shop act and other licenses) section. After filling all the mandatory field users need to click on save button



2.5.2.2. Proposal Submission-FPP-Section 2

After filling all the mandatory fields from Proposal Submission-FPP-Section 1, Users can proceed for Proposal Submission-FPP-Section 2.



After filling all the mandatory fields from Proposal Submission-FPP-Section 2, User need to click on save button

Recipient's username | Web Application - SMART Project | ashishgirase912

CBO NUMBER - AGR50340095326430005 | CBO Dashboard | Primary Sanction

Primary Sanction | **Proposal Submission** | Procurement | Tranche 1 | Tranche 2 | Tranche 3 | Tranche 4

Proposal Submission | FPP | Section II

2.1 Details of major crops selected for sub-project and its marketing status (average of last three years)

Add New

No	Crop	CBO members Area under particular crop (Ha.)	Average productivity (tons per Ha.)	Total Production (tons)	Marketable surplus (tons)	Quantity of produce Aggregated and sold by CBO (tons)	Quantity of produce sold by member at individual level (tons)	command
1	Crop 1	1	1	1	12	12	12	
2	Crop 2	1	2	1	10	10	10	

Save

2.5.2.3. Proposal Submission-FPP-Section 3

After filling all the mandatory fields from Proposal Submission-FPP-Section 2, Users can proceed for Proposal Submission-FPP-Section 3 form.

Recipient's username | Web Application - SMART Project | ashishgirase912

CBO NUMBER - AGR50340095326430005 | CBO Dashboard | Primary Sanction

Primary Sanction | **Proposal Submission** | Procurement | Tranche 1 | Tranche 2 | Tranche 3 | Tranche 4

Proposal Submission | FPP | Section III

1.Name of the proposed sub project :

2.Type of sub project (please mark (x) on appropriate option)

Sub project - Productive Partnership(PP)

Sub project - Market Access Plans(MAPs)

Other

3.Proposed objectives of the sub project :

Add New

Sr No	Proposed objectives	Action
No records available.		

Save

6.Details of existing infrastructure available for the proposed sub-project

No.	Particulars	Details
		1. Village 2. Grampanchayat 3. Block

User can save section wise data in Proposal Submission-FPP-Section 3 form

Recipient's username Web Application - SMART Project ashishgirase912

CBO NUMBER - AGR50340095326430005 CBO Dashboard > Primary Sanction

Primary Sanction → **Proposal Submission** → Procurement → Tranche 1 → Tranche 2 → Tranche 3 → Tranche 4

✓ **Proposal Submission** FPP Section III

1. Name of the proposed sub project :





Name of the proposed sub project

2. Type of sub project (please mark (x) on appropriate option)

Sub project - Productive Partnership (PP)
 Sub project - Market Access Plans (MAPs)
 Other

3. Proposed objectives of the sub project :

Add New

Sr No	Proposed objectives	Action
1	Proposed objectives 1	 
2	Proposed objectives 2	 

Save

6. Details of existing infrastructure available for the proposed sub-project

No.	Particulars	Details
-----	-------------	---------

Recipient's username Web Application - SMART Project ashishgirase912

CBO NUMBER - AGR50340095326430005 CBO Dashboard > Primary Sanction

Primary Sanction → **Proposal Submission** → Procurement → Tranche 1 → Tranche 2 → Tranche 3 → Tranche 4

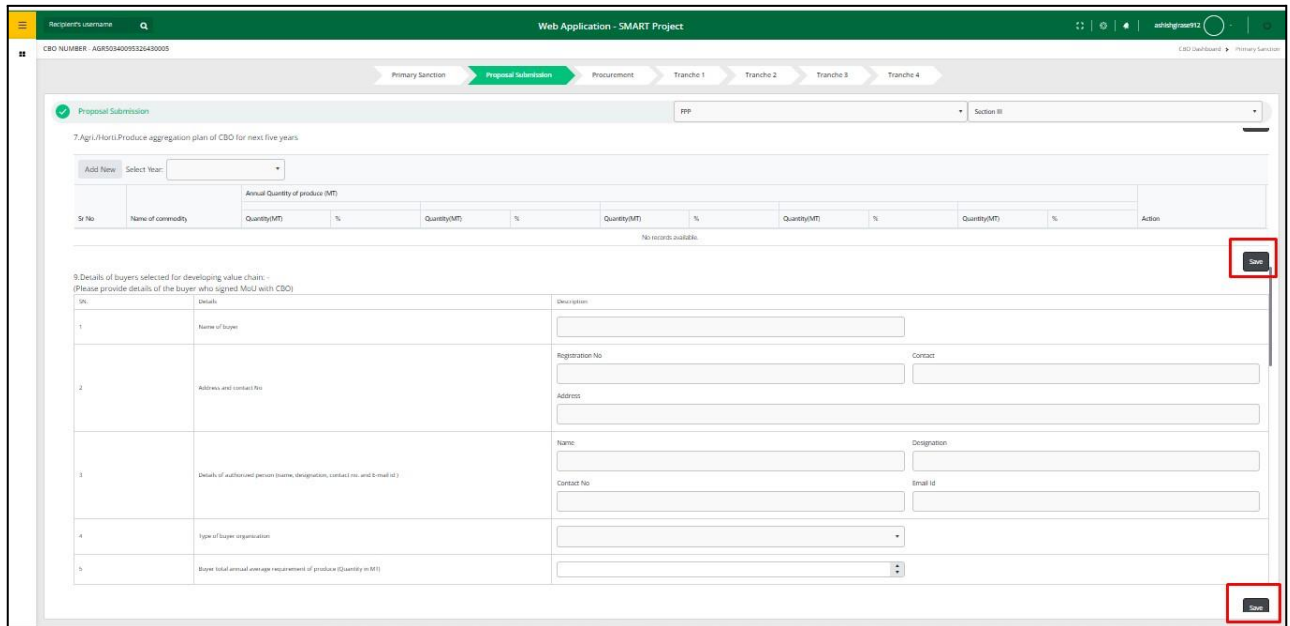
✓ **Proposal Submission** FPP Section III

6. Details of existing infrastructure available for the proposed sub-project

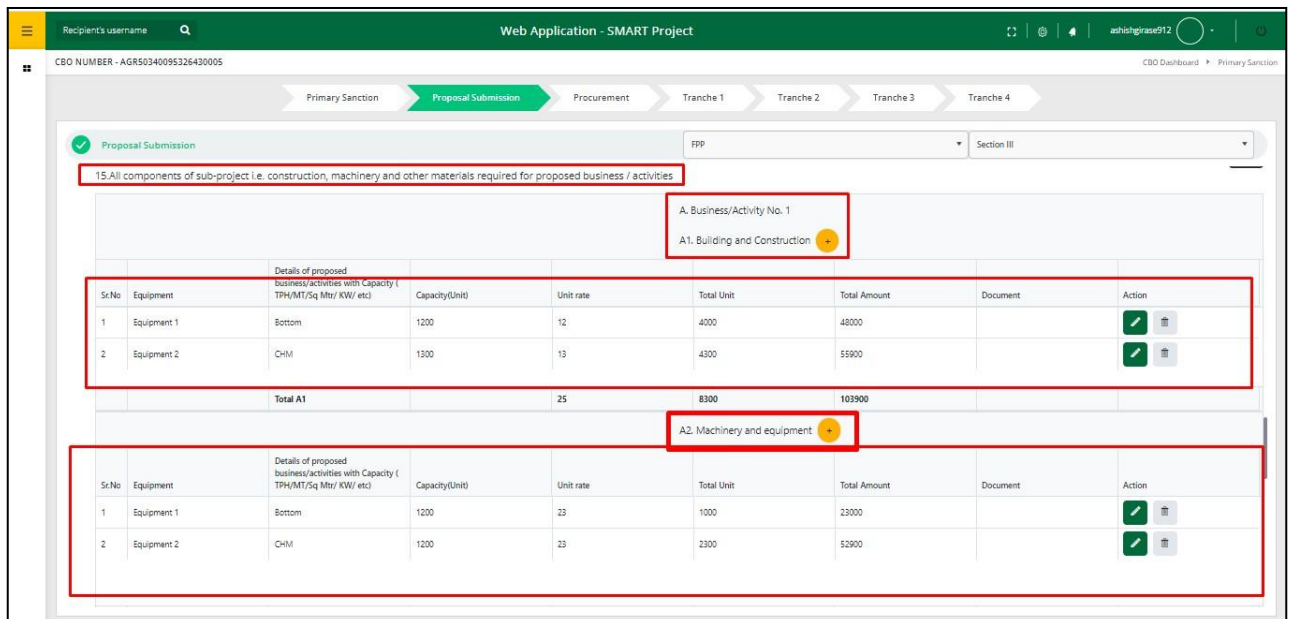
No.	Particulars	Details
1	Location of sub-project	1. Village: <input type="text"/> 2. Grampanchayat: <input type="text"/> 3. Block: <input type="text"/> 4. District: <input type="text"/> 5. State: <input type="text"/>
2	Latitude and longitude of the village	Latitude: <input type="text"/> Longitude: <input type="text"/>
3	Total required land for establishing proposed sub-project	Acres: <input type="text"/>
4	Whether the land owned by organization	Yes/ No
5	a. Is the land in on lease basis? b. Social Category of the land owner c. Whether the land is encroachment free	Yes/ No <input type="text"/> Yes/ No
6	Purpose of land use	<input type="text"/>
6.1	Details of facilities available at identified site	
6.1	Whether electricity supply is available	Yes/ No
6.2	Whether water is required for running proposed sub-project?	Yes/ No
6.3	Status of road connectivity at selected plot	Yes/ No

7. Agri/Uhori Produce aggregation plan of CBO for next five years

Save



In 15.All components of sub-project, Users can add component A and component B wise sub project details



Web Application - SMART Project

CBO NUMBER: AGR50340095326430005

Primary Sanction | **Proposal Submission** | Procurement | Tranche 1 | Tranche 2 | Tranche 3 | Tranche 4

Proposal Submission

Total A2		46		3300		73900		
A3. other								
Sr.No	Equipment	Details of proposed business/activities with Capacity (TPH/MT/Sq Mtr/ KW/ etc)	Capacity(Unit)	Unit rate	Total Unit	Total Amount	Document	Action
1	Equipment	Capacity 2.5 TPH	12344	23	1200	27600		<input checked="" type="checkbox"/>
2	Equipment 2	Bottom	1200	32	10	320	Newletter_1_28192000033.pdf	<input checked="" type="checkbox"/>
Total A3		55		1210		27920		
Total A4		130		12819		207700		
B. Business/Activity No. 2								
B1. Building and Construction								
Sr.No	Equipment	Details of proposed business/activities with Capacity (TPH/MT/Sq Mtr/ KW/ etc)	Capacity(Unit)	Unit rate	Total Unit	Total Amount	Document	Action
1	Equipment 1	Capacity 2.5 TPH	1200	12	2000	27600		<input checked="" type="checkbox"/>
Total B1		12		2000		27600		
B2. Machinery and equipment								
Sr.No	Equipment	Details of proposed business/activities with Capacity (TPH/MT/Sq Mtr/ KW/ etc)	Capacity(Unit)	Unit rate	Total Unit	Total Amount	Document	Action
1	Equipment 1	CHM	1200	23	3400	78200		<input checked="" type="checkbox"/>
2	Equipment 2	CFM	1300	45	3400	153000		<input checked="" type="checkbox"/>

After filling all mandatory fields, In 15.All components of sub-project section. user need to click on save button

CBO NUMBER - AGR50340095326430005

Primary Sanction | **Proposal Submission** | Procurement | Tranche 1 | Tranche 2 | Tranche 3 | Tranche 4

Proposal Submission

Sr.No	Equipment	Details of proposed business/activities with Capacity (TPH/MT/Sq Mtr/ KW/ etc)	Capacity(Unit)	Unit rate	Total Unit	Total Amount	Document	Action
1	Equipment 1	CHM	1200	23	3400	78200		<input checked="" type="checkbox"/>
2	Equipment 2	CFM	1300	45	3400	153000		<input checked="" type="checkbox"/>
Total B2		68		6800		231200		
B3. other								
Sr.No	Equipment	Details of proposed business/activities with Capacity (TPH/MT/Sq Mtr/ KW/ etc)	Capacity(Unit)	Unit rate	Total Unit	Total Amount	Document	Action
1	Equipment	Bottom	1200	23	3400	78200		<input checked="" type="checkbox"/>
2	Equipment 2	CFM	3400	2	2300	4600		<input checked="" type="checkbox"/>
Total B3		25		5700		82800		
Total B		105		14800		341600		
Total (A-B)		231		27610		549320		

Save

Web Application - SMART Project

Recipient's username

CBO NUMBER - AGR50340095326430005

Primary Sanction → Proposal Submission → Procurement → Tranche 1 → Tranche 2 → Tranche 3 → Tranche 4

Success
✓ Components of sub-project saved successfully

Proposal Submission

FPP

Section III

Sr.No	Equipment	Details of proposed business/activities with Capacity (TPH/MT/Sq Mtr/ KW/ etc)	Capacity(Unit)	Unit rate	Total Unit	Total Amount	Document	Action
1	Equipment 1	CHM	1200	23	3400	78200		
2	Equipment 2	CFM	1300	45	3400	153000		
Total B2				68	6800	231200		
B3. other								
Sr.No	Equipment	Details of proposed business/activities with Capacity (TPH/MT/Sq Mtr/ KW/ etc)	Capacity(Unit)	Unit rate	Total Unit	Total Amount	Document	Action
1	Equipment	Bottom	1200	23	3400	78200		
2	Equipment 2	CFM	3400	2	2300	4600		
Total B3				25	5700	82800		
Total B				105	14800	341600		
Total (A+B)				231	27610	549320		

Save

2.5.2.4. Proposal Submission-FPP-Section 4

After filling all mandatory fields in Proposal Submission-FPP-Section 3 forms, User can proceed for Proposal Submission-FPP-Section 4 form.

Web Application - SMART Project

Recipient's username

CBO NUMBER - AGR50340095326430005

Primary Sanction → Proposal Submission → Procurement → Tranche 1 → Tranche 2 → Tranche 3 → Tranche 4

Success
✓ Components of sub-project saved successfully

Proposal Submission

FPP

Section IV

5.1 Sub project budget and means of finance

5.1.1 Budget

Add New

Sr.No	Proposed Component	Unit	Unit Rate	Total Unit	Total Amount	Action
No records available.						
Total					0	

Save

5.1.2 Means of finance

Sr No	Component	Amount	Contribution(%)
1	SMART project support (subsidy)	0	0.00
2	CBOs own contribution	0	0.00
3	Bank loan	0	0.00
Total Amount: 0			Total Contribution: 0

1 - 3 of 3 items

In Proposal Submission-FPP-Section 4 form also users can save section wise data.

CBO NUMBER - AGR50340095326430005 CBO Dashboard > Primary Sanction

Primary Sanction Proposal Submission Procurement Tranche 1 Tranche 2 Tranche 3 Tranche 4

✔ **Proposal Submission**
FPP Section IV

5.1 Sub project budget and means of finance

5.1.1 Budget

Add New

Sr.No	Proposed Component	Unit	Unit Rate	Total Unit	Total Amount	Action
1	Proposed Component	Unit	12	12	144	✔ ✖
2	Proposed Component 2	Unit	12	45	540	✔ ✖
Total					684	

Save

5.1.2 Means of finance

Sr No	Component	Amount	Contribution(%)
1	SMART project support (subsidy)	12	30.77
2	CBOs own contribution	13	33.33
3	Bank loan	14	35.90
Total		Amount: 39	Contribution: 100

Save

CBO NUMBER - AGR50340095326430005 CBO Dashboard > Primary Sanction

Primary Sanction Proposal Submission Procurement Tranche 1 Tranche 2 Tranche 3 Tranche 4

✔ **Proposal Submission**
FPP Section IV

TOTAL AMOUNT: 684 TOTAL CONTRIBUTION: 100

1 - 3 of 3 items

A. Return on Capital Employed (RoCE) or Return on Equity (RoE) B. Net Present Value (NPV)

12 23

C. Internal Rate of Return (IRR) D. Payback Period (Project/ Equity)

23 32

E. Break Even Point (BEP) F. Debt Service Coverage Ratio (DSCR)

23 32

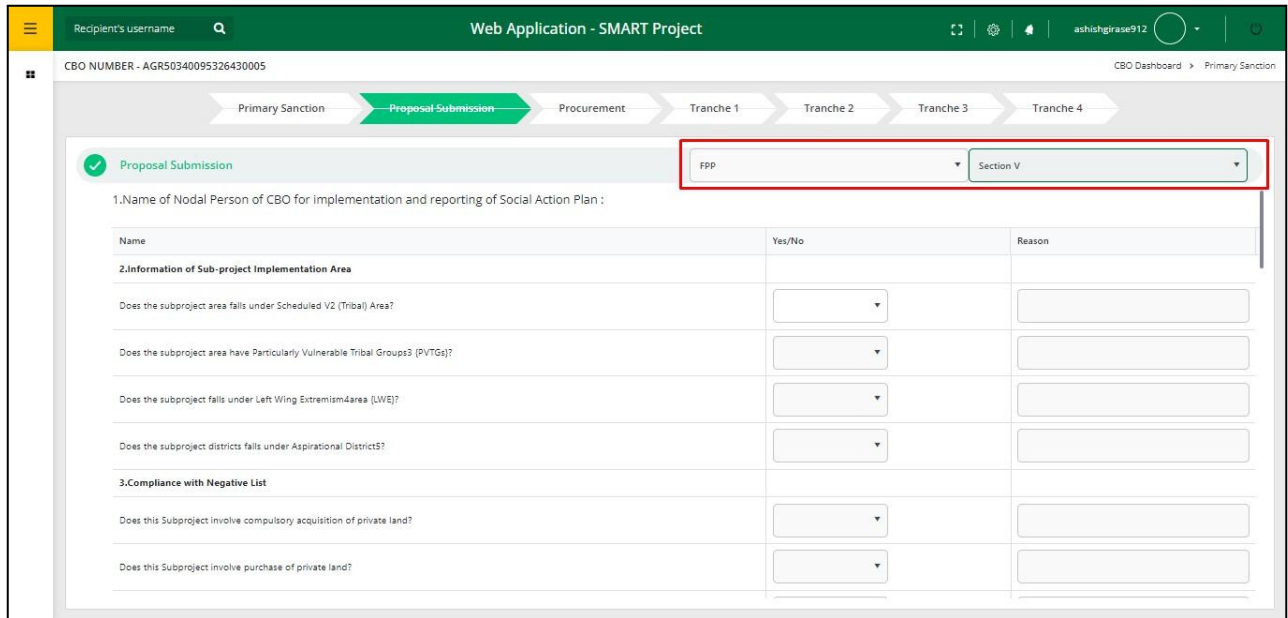
G. Sensitivity Analysis

Sensitivity Analysis 1

Save

2.5.2.5. Proposal Submission-FPP-Section 5

After filling all mandatory fields in Proposal Submission-FPP-Section 4 forms, User can proceed for Proposal Submission-FPP-Section 5 form.



Web Application - SMART Project

CBO NUMBER - AGR50340095326430005

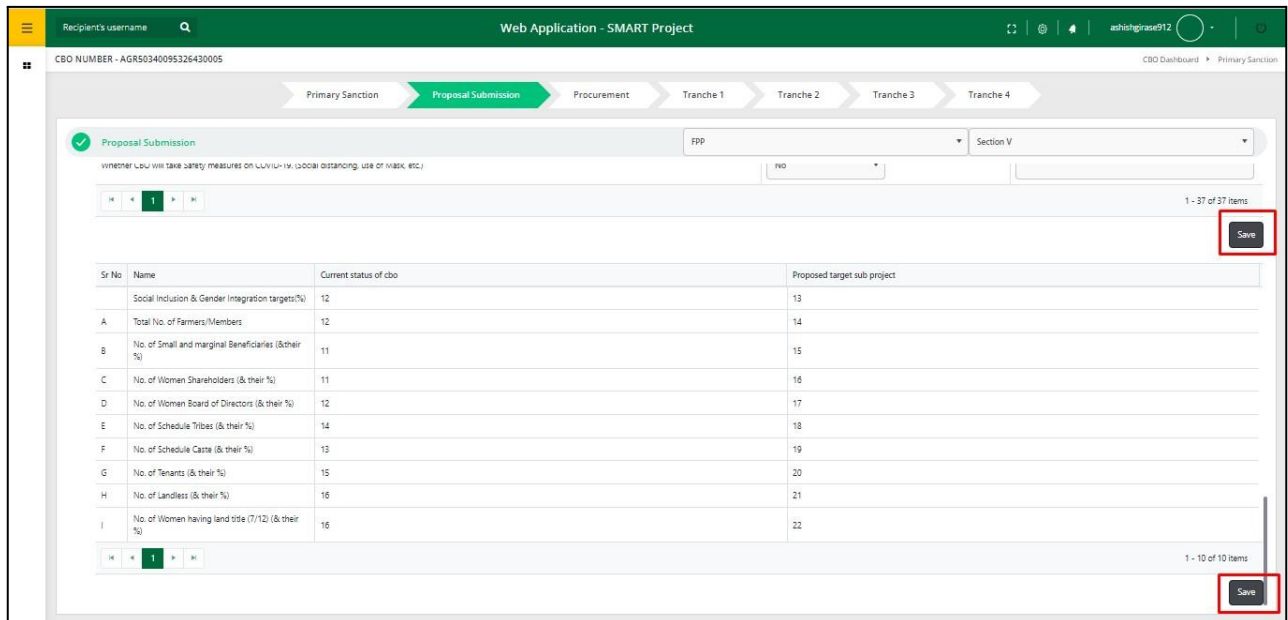
Primary Sanction → **Proposal Submission** → Procurement → Tranche 1 → Tranche 2 → Tranche 3 → Tranche 4

Proposal Submission: FPP, Section V

1. Name of Nodal Person of CBO for implementation and reporting of Social Action Plan:

Name	Yes/No	Reason
2. Information of Sub-project Implementation Area		
Does the subproject area falls under Scheduled V2 (Tribal) Area?	<input type="text"/>	<input type="text"/>
Does the subproject area have Particularly Vulnerable Tribal Groups (PVTGs)?	<input type="text"/>	<input type="text"/>
Does the subproject falls under Left Wing Extremism areas (LWE)?	<input type="text"/>	<input type="text"/>
Does the subproject districts falls under Aspirational Districts?	<input type="text"/>	<input type="text"/>
3. Compliance with Negative List		
Does this Subproject involve compulsory acquisition of private land?	<input type="text"/>	<input type="text"/>
Does this Subproject involve purchase of private land?	<input type="text"/>	<input type="text"/>

In this section, Section wise save button functionality is also given. So after filling all the mandatory fields, users need to click on the save button to save the details.



Web Application - SMART Project

CBO NUMBER - AGR50340095326430005

Primary Sanction → **Proposal Submission** → Procurement → Tranche 1 → Tranche 2 → Tranche 3 → Tranche 4

Proposal Submission: FPP, Section V

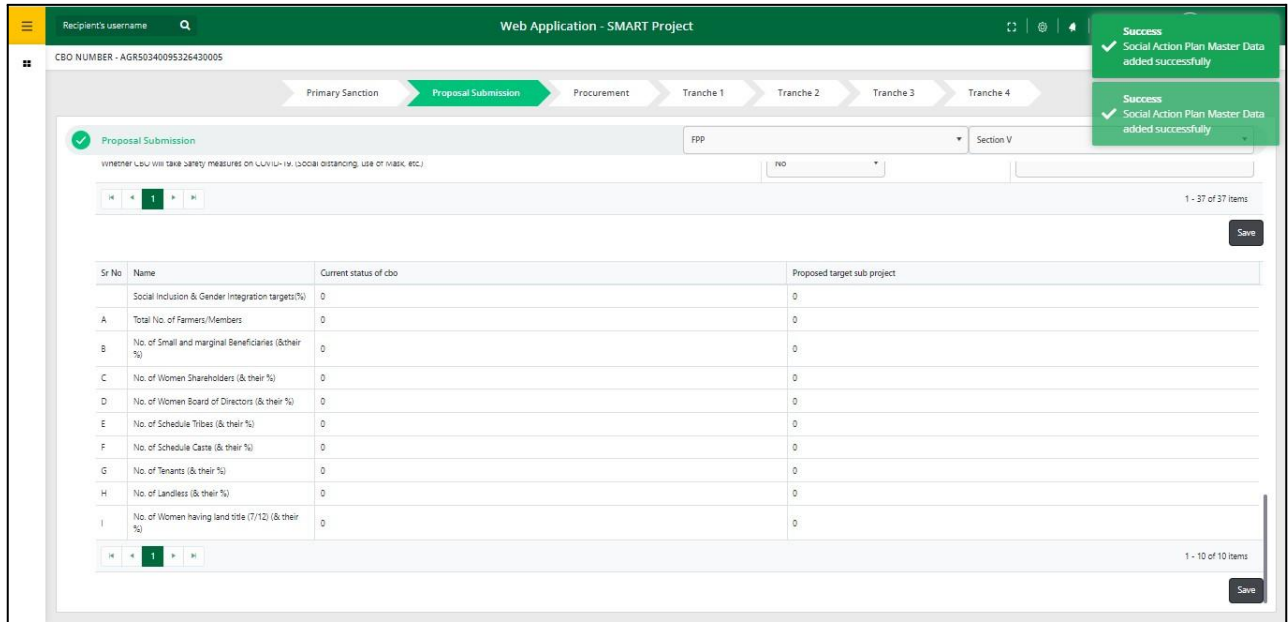
whether LCU will take safety measures on LCU (i.e., social distancing, use of mask, etc.)

no

1 - 37 of 37 items

Sr No	Name	Current status of cbo	Proposed target sub project
	Social Inclusion & Gender Integration targets(%)	12	13
A	Total No. of Farmers/Members	12	14
B	No. of Small and marginal Beneficiaries (&their %)	11	15
C	No. of Women Shareholders (& their %)	11	16
D	No. of Women Board of Directors (& their %)	12	17
E	No. of Schedule Tribes (& their %)	14	18
F	No. of Schedule Caste (& their %)	13	19
G	No. of Tenants (& their %)	15	20
H	No. of Landless (& their %)	16	21
I	No. of Women having land title (7/12) (& their %)	16	22

1 - 10 of 10 items



Recipient's username | Web Application - SMART Project

CBO NUMBER - AGR50340095326430005

Primary Sanction | **Proposal Submission** | Procurement | Tranche 1 | Tranche 2 | Tranche 3 | Tranche 4

Proposal Submission | FPP | Section V

Whether CBO will take safety measures on COVID-19 (social distancing, use of mask, etc.) | NO

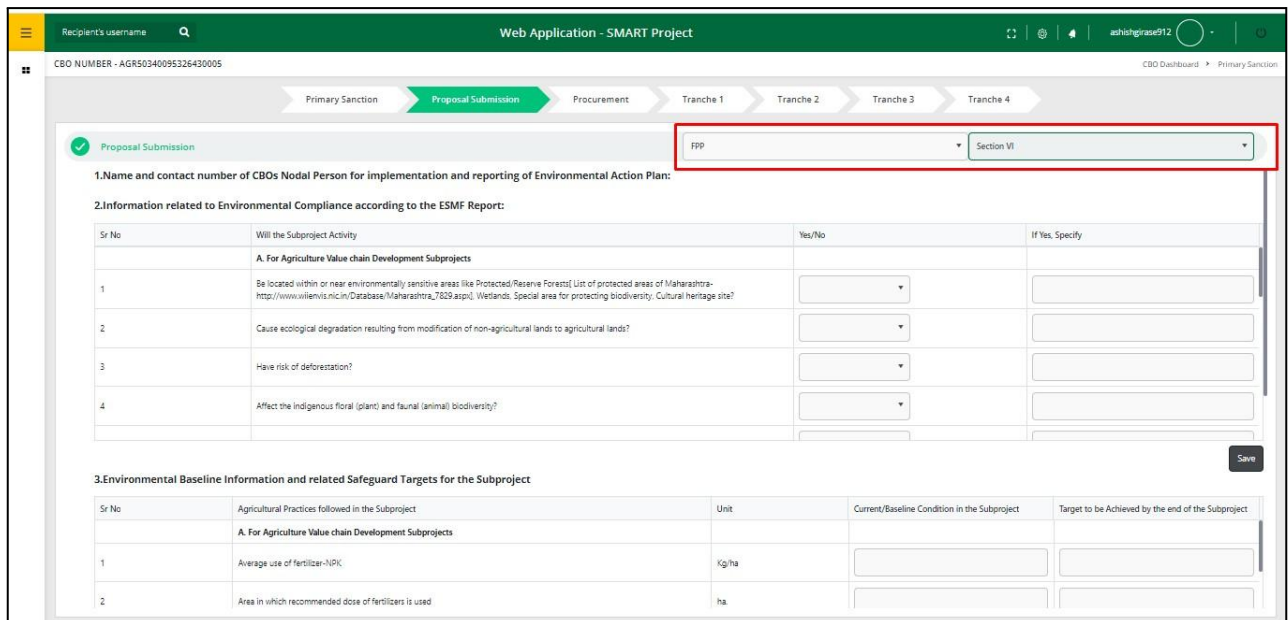
1 - 37 of 37 items

Sr No	Name	Current status of cbo	Proposed target sub project
	Social Inclusion & Gender Integration targets(%)	0	0
A	Total No. of Farmers/Members	0	0
B	No. of Small and marginal Beneficiaries (&their %)	0	0
C	No. of Women Shareholders (& their %)	0	0
D	No. of Women Board of Directors (& their %)	0	0
E	No. of Schedule Tribes (& their %)	0	0
F	No. of Schedule Caste (& their %)	0	0
G	No. of Tenants (& their %)	0	0
H	No. of Landless (& their %)	0	0
I	No. of Women having land title (7/12) (& their %)	0	0

1 - 10 of 10 items

2.5.2.6. Proposal Submission-FPP-Section 6

After filling all mandatory fields in Proposal Submission-FPP-Section 5 forms, User can proceed for Proposal Submission-FPP-Section 6 and last form.



Recipient's username | Web Application - SMART Project

CBO NUMBER - AGR50340095326430005

Primary Sanction | **Proposal Submission** | Procurement | Tranche 1 | Tranche 2 | Tranche 3 | Tranche 4

Proposal Submission | FPP | Section VI

1.Name and contact number of CBOs Nodal Person for implementation and reporting of Environmental Action Plan:

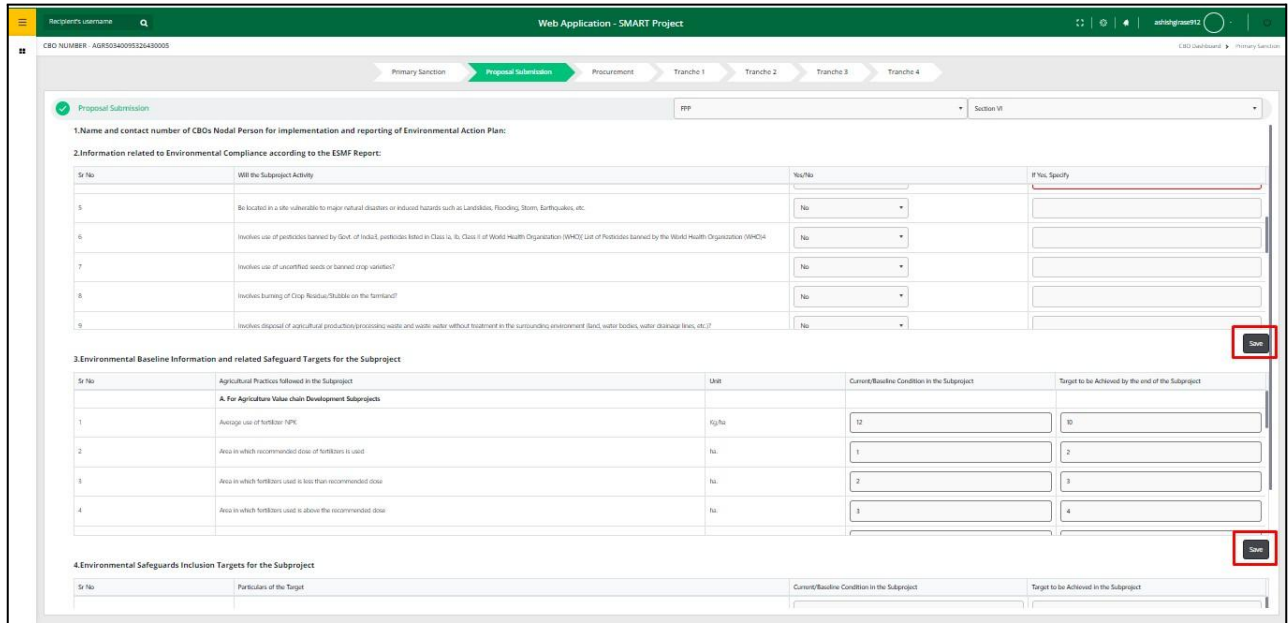
2.Information related to Environmental Compliance according to the ESMF Report:

Sr No	Will the Subproject Activity	Yes/No	If Yes, Specify
A. For Agriculture Value chain Development Subprojects			
1	Be located within or near environmentally sensitive areas like Protected/Reserve Forests(List of protected areas of Maharashtra- http://www.wilenvis.nic.in/Database/Maharashtra_7829.aspx), Wetlands, Special area for protecting biodiversity, Cultural heritage site?		
2	Cause ecological degradation resulting from modification of non-agricultural lands to agricultural lands?		
3	Have risk of deforestation?		
4	Affect the indigenous floral (plant) and faunal (animal) biodiversity?		

3.Environmental Baseline Information and related Safeguard Targets for the Subproject

Sr No	Agricultural Practices followed in the Subproject	Unit	Current/Baseline Condition in the Subproject	Target to be Achieved by the end of the Subproject
A. For Agriculture Value chain Development Subprojects				
1	Average use of fertilizer-NPK	Kg/ha		
2	Area in which recommended dose of fertilizers is used	ha		

In this section, Section wise save button functionality is also given. So after filling all the mandatory fields, users need to click on the save button to save the details.



Web Application - SMART Project

Recipient's username | CBO NUMBER: AGR50340095326430005

Primary Sanction | **Proposal Submission** | Procurement | Tranche 1 | Tranche 2 | Tranche 3 | Tranche 4

Proposal Submission | FPP | Section VI

1.Name and contact number of CBOs Nodal Person for implementation and reporting of Environmental Action Plan:

2.Information related to Environmental Compliance according to the ESMF Report:

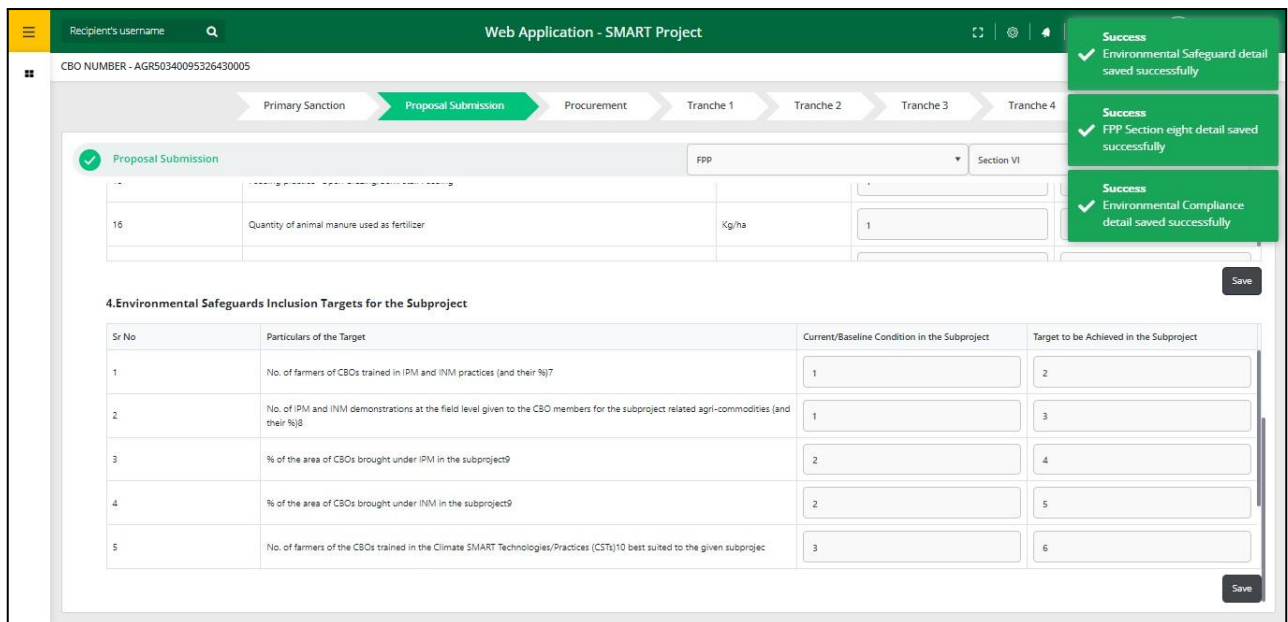
Sr No	Will the Subproject Activity	Yes/No	If Yes, Specify
5	Is located in a site vulnerable to major natural disasters or induced hazards such as Landslides, Flooding, Storm, Earthquakes, etc.	No	
6	Involves use of pesticides banned by Spot, or Insect, pesticides listed in Class Ia, B, Class II of World Health Organization (WHO) List of Pesticides banned by the World Health Organization (WHO)	No	
7	Involves use of unapproved seeds or banned crop varieties?	No	
8	Involves burning of Crop Residue/Stubble on the farmland?	No	
9	Involves disposal of agricultural produce/pesticide waste and waste water without treatment in the surrounding environment (land, water bodies, water discharge lines, etc.?)	No	

3.Environmental Baseline Information and related Safeguard Targets for the Subproject:

Sr No	Agricultural Practices followed in the Subproject	Unit	Current/Baseline Condition in the Subproject	Target to be Achieved by the end of the Subproject
A. For Agriculture Value chain Development Subprojects				
1	Average use of fertilizer NPK	Kg/ha	12	10
2	Area in which recommended dose of fertilizers is used	No.	1	2
3	Area in which fertilizers used is less than recommended dose	No.	2	3
4	Area in which fertilizers used is above the recommended dose	No.	3	4

4.Environmental Safeguards Inclusion Targets for the Subproject

Sr No	Particulars of the Target	Current/Baseline Condition in the Subproject	Target to be Achieved in the Subproject
1	No. of farmers of CBOs trained in IPM and INM practices (and their %)?	1	2
2	No. of IPM and INM demonstrations at the field level given to the CBO members for the subproject related agri-commodities (and their %)?	1	3
3	% of the area of CBOs brought under IPM in the subproject?	2	4
4	% of the area of CBOs brought under INM in the subproject?	2	5
5	No. of farmers of the CBOs trained in the Climate SMART Technologies/Practices (CSTs)10 best suited to the given subproject	3	6



Web Application - SMART Project

Recipient's username | CBO NUMBER - AGR50340095326430005

Primary Sanction | **Proposal Submission** | Procurement | Tranche 1 | Tranche 2 | Tranche 3 | Tranche 4

Proposal Submission | FPP | Section VI

16	Quantity of animal manure used as fertilizer	Kg/ha	1	
----	--	-------	---	--

4.Environmental Safeguards Inclusion Targets for the Subproject

Sr No	Particulars of the Target	Current/Baseline Condition in the Subproject	Target to be Achieved in the Subproject
1	No. of farmers of CBOs trained in IPM and INM practices (and their %)?	1	2
2	No. of IPM and INM demonstrations at the field level given to the CBO members for the subproject related agri-commodities (and their %)?	1	3
3	% of the area of CBOs brought under IPM in the subproject?	2	4
4	% of the area of CBOs brought under INM in the subproject?	2	5
5	No. of farmers of the CBOs trained in the Climate SMART Technologies/Practices (CSTs)10 best suited to the given subproject	3	6

Success
✓ Environmental Safeguard detail saved successfully

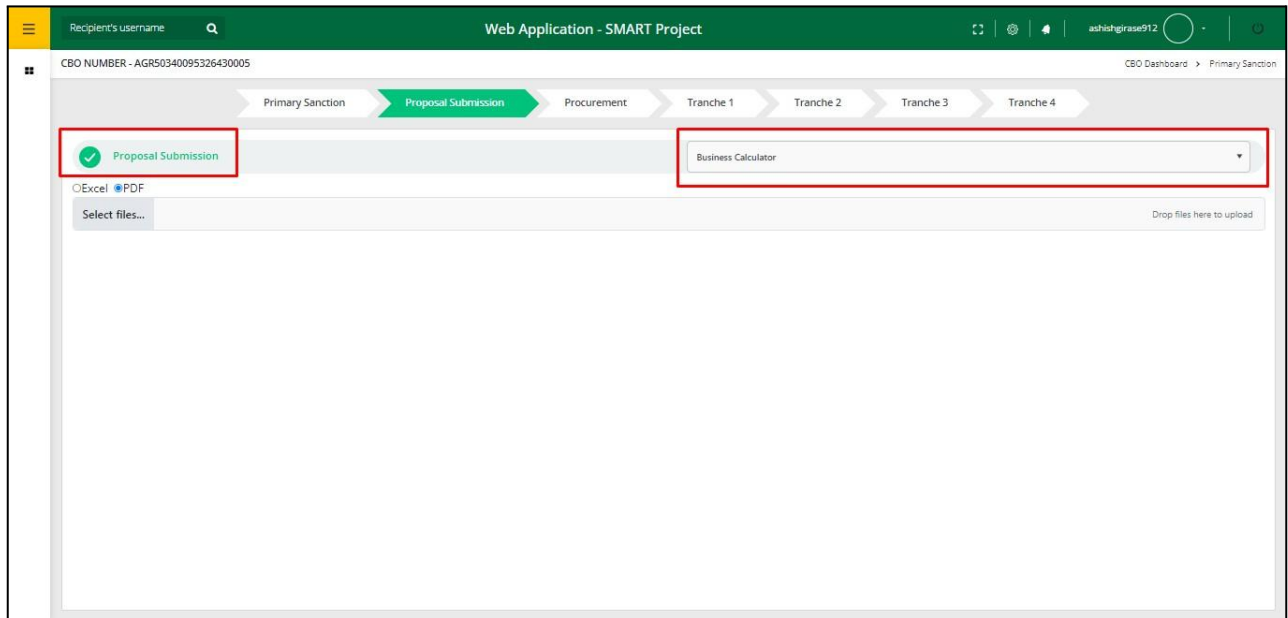
Success
✓ FPP Section eight detail saved successfully

Success
✓ Environmental Compliance detail saved successfully

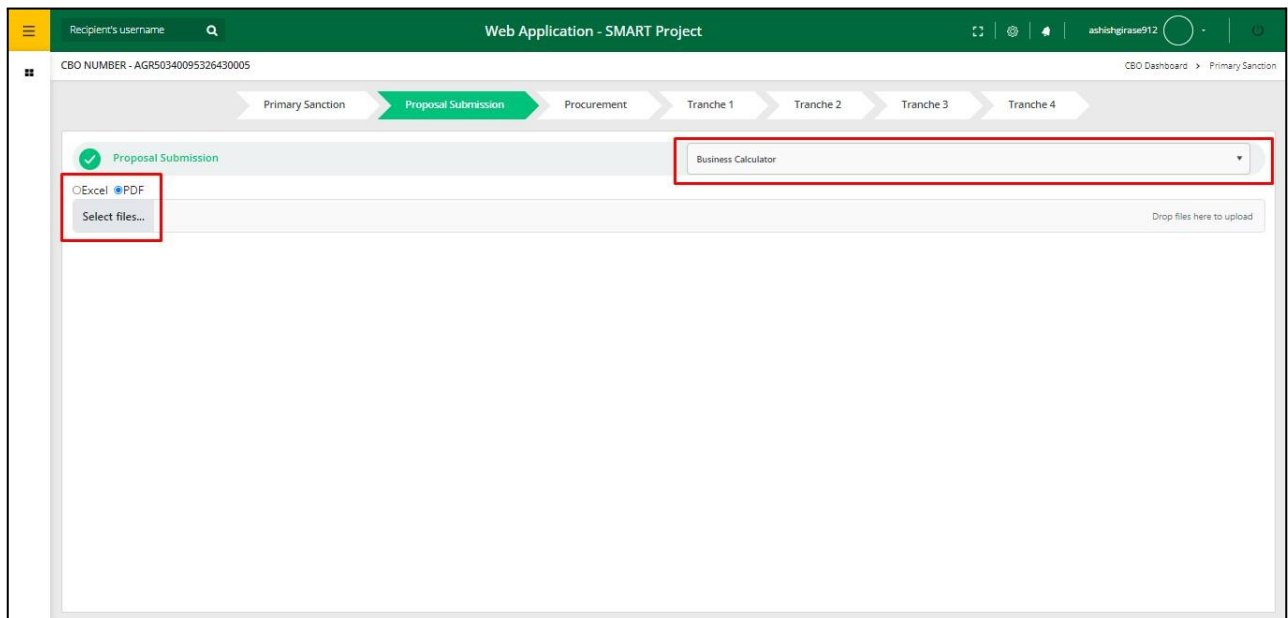
Save

2.5.3. Proposal Submission-Business Calculator

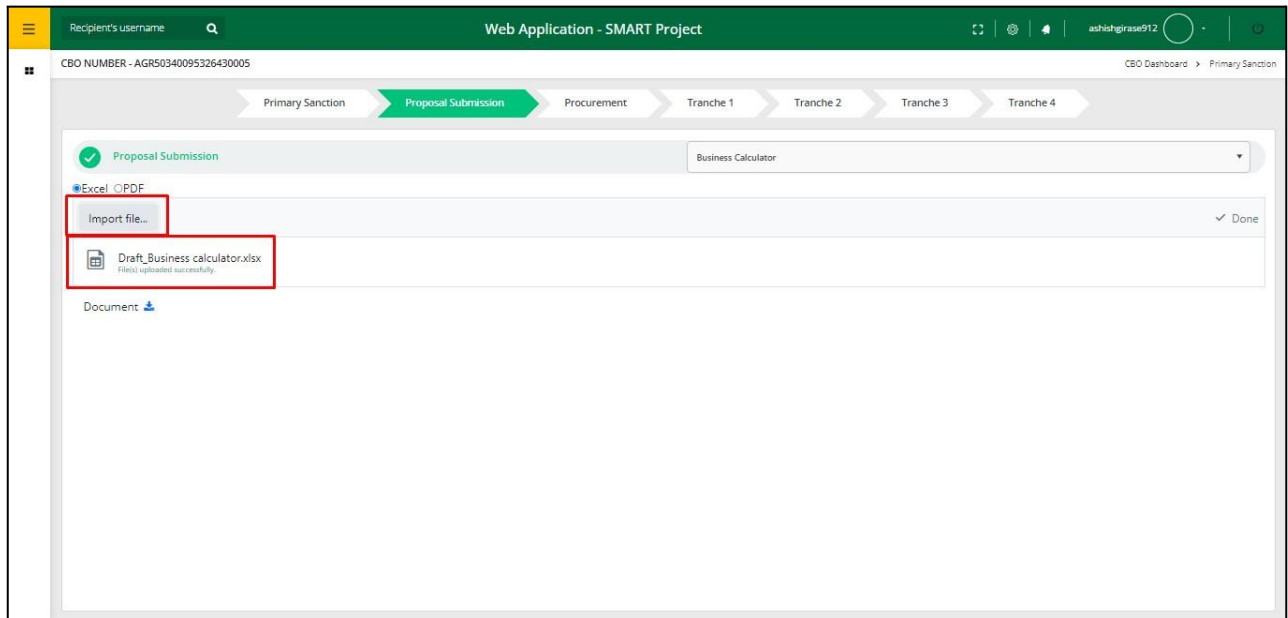
After filling all the mandatory fields from the Proposal Submission-FPP section, users need to proceed to the Proposal Submission-Business Calculator section.



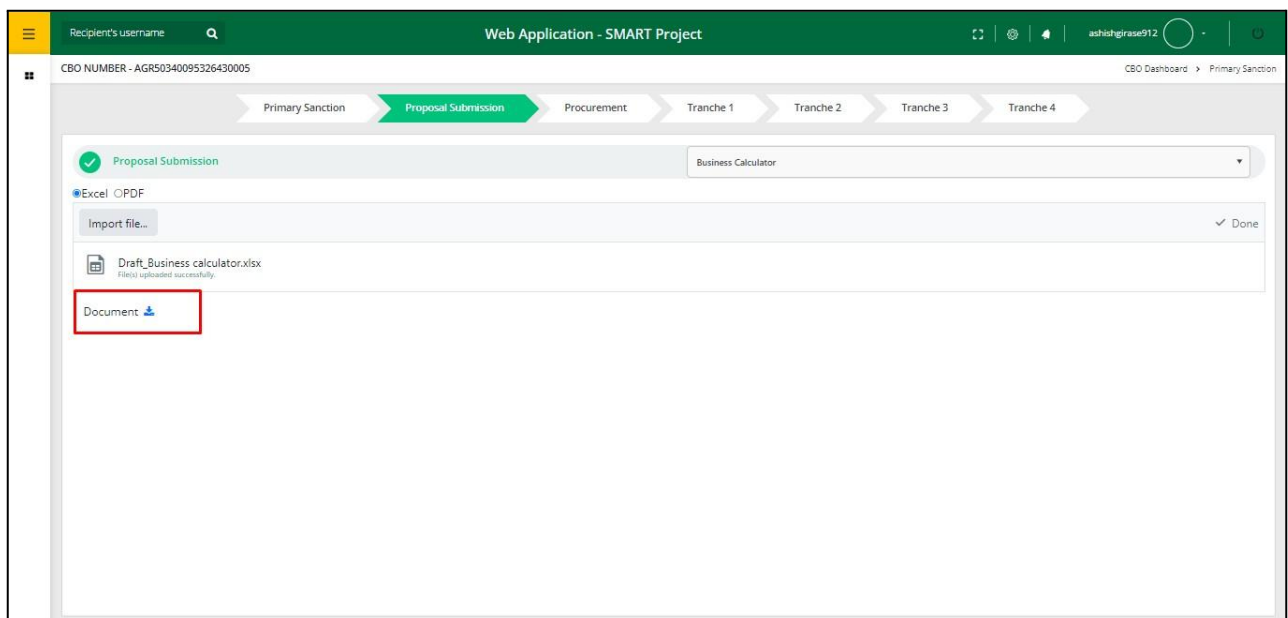
In the Proposal Submission-Business Calculator section, Users can either select PDF or excel file upload provision.



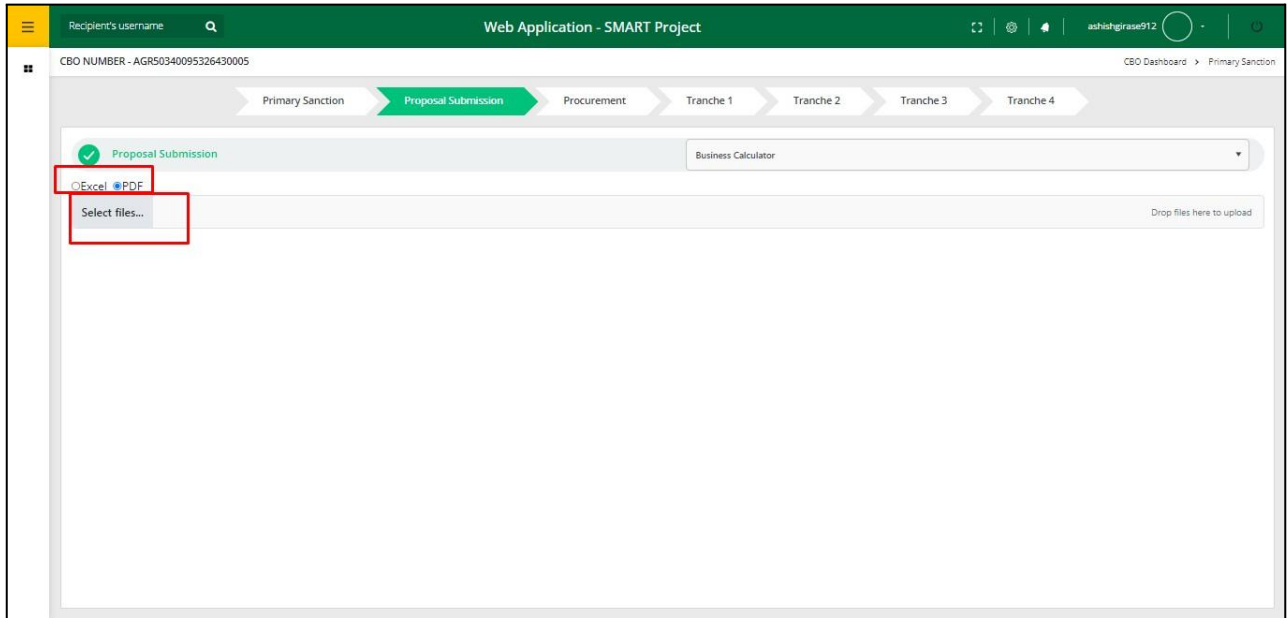
In Proposal Submission-Business Calculator-Excel file data upload, Users can upload excel file through import button



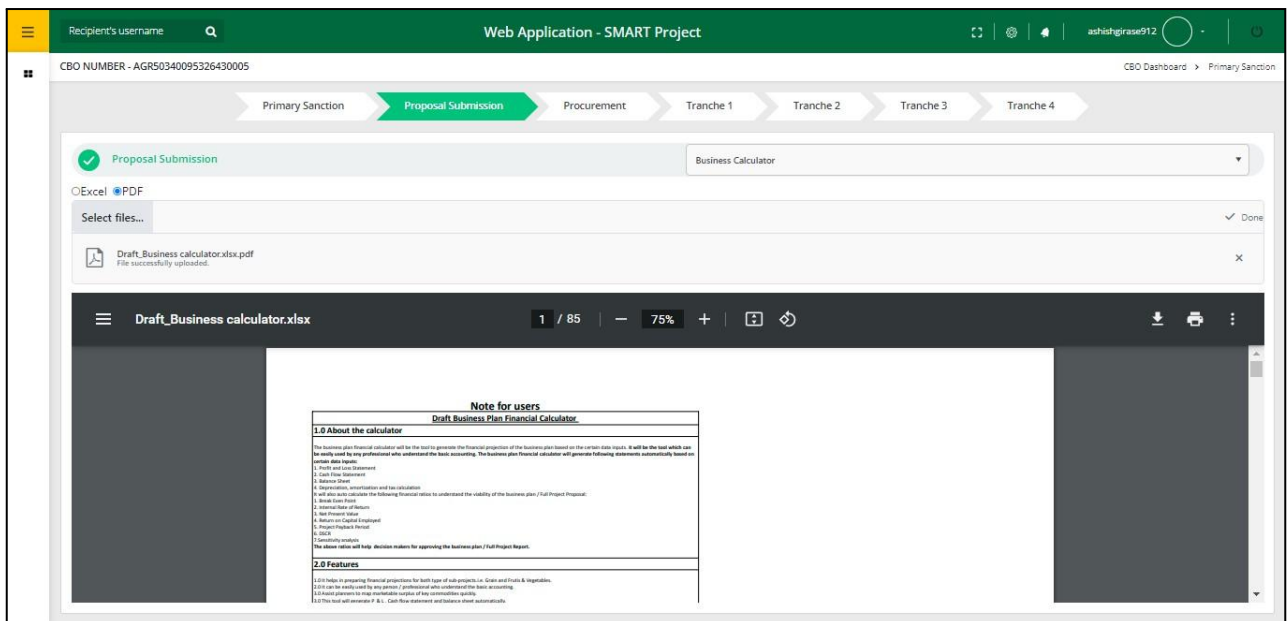
After uploading the excel file, the user can download the excel document for view purpose through the document upload button..



In Proposal Submission-Business Calculator-PDF file data upload, Users can upload PDF file through select files button

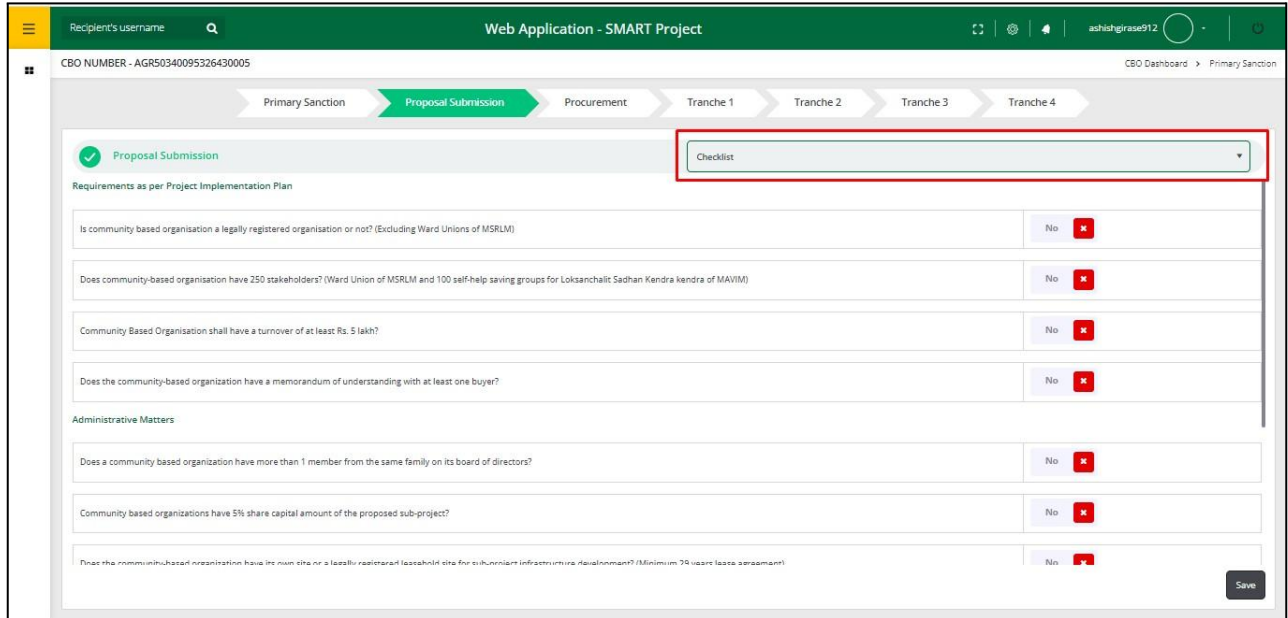


Uploaded document, Users can directly view through below view mode functionality.



2.5.4. Proposal Submission-Checklist

After filling all the mandatory fields from the Proposal Submission-Business calculator section, users need to proceed to the Proposal Submission-checklist section.



Web Application - SMART Project

Recipient's username

CBO NUMBER - AGR50340095326430005

Primary Sanction > **Proposal Submission** > Procurement > Tranche 1 > Tranche 2 > Tranche 3 > Tranche 4

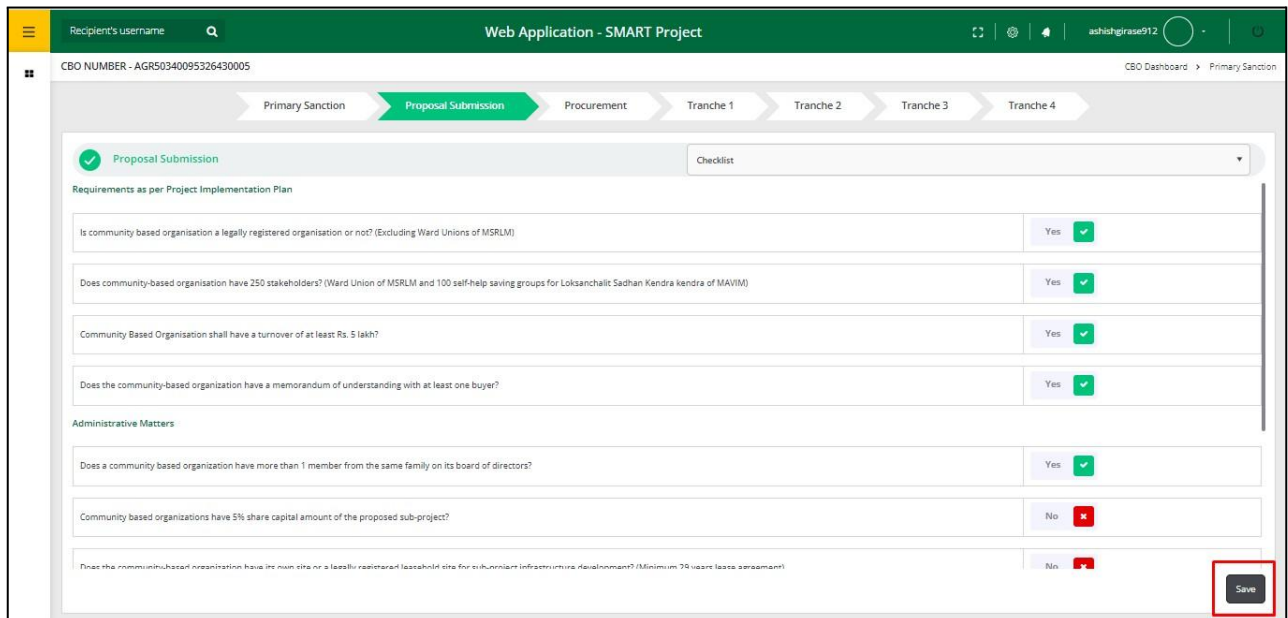
Checklist

Requirements as per Project Implementation Plan

Is community based organisation a legally registered organisation or not? (Excluding Ward Unions of MSRLM)	No	✖
Does community-based organisation have 250 stakeholders? (Ward Union of MSRLM and 100 self-help saving groups for Loksanchalit Sadhan Kendra kendra of MAVIM)	No	✖
Community Based Organisation shall have a turnover of at least Rs. 5 lakh?	No	✖
Does the community-based organization have a memorandum of understanding with at least one buyer?	No	✖
Administrative Matters		
Does a community based organization have more than 1 member from the same family on its board of directors?	No	✖
Community based organizations have 5% share capital amount of the proposed sub-project?	No	✖
Does the community-based organization have its own site or a legally registered leasehold site for cultivation infrastructure development? (Minimum 75 years lease agreement)	No	✖

Save

After filing the checklist, Users need to click on save button for saving the selected checklist values.



Web Application - SMART Project

Recipient's username

CBO NUMBER - AGR50340095326430005

Primary Sanction > **Proposal Submission** > Procurement > Tranche 1 > Tranche 2 > Tranche 3 > Tranche 4

Checklist

Requirements as per Project Implementation Plan

Is community based organisation a legally registered organisation or not? (Excluding Ward Unions of MSRLM)	Yes	✔
Does community-based organisation have 250 stakeholders? (Ward Union of MSRLM and 100 self-help saving groups for Loksanchalit Sadhan Kendra kendra of MAVIM)	Yes	✔
Community Based Organisation shall have a turnover of at least Rs. 5 lakh?	Yes	✔
Does the community-based organization have a memorandum of understanding with at least one buyer?	Yes	✔
Administrative Matters		
Does a community based organization have more than 1 member from the same family on its board of directors?	Yes	✔
Community based organizations have 5% share capital amount of the proposed sub-project?	No	✖
Does the community-based organization have its own site or a legally registered leasehold site for cultivation infrastructure development? (Minimum 75 years lease agreement)	No	✖

Save

2.5.5. Proposal Submission-Legal Compliance

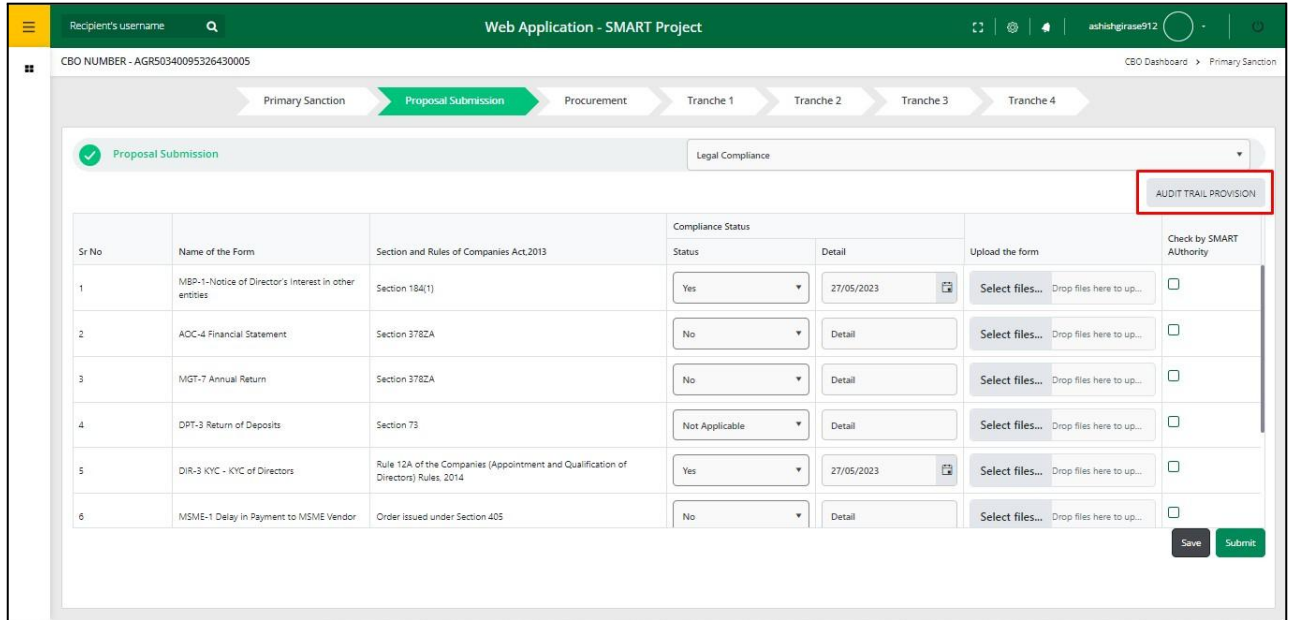
After filling all the mandatory fields from the Proposal Submission-checklist section, users need to proceed to the Proposal Submission-Legal compliance section.

Sr No	Name of the Form	Section and Rules of Companies Act,2013	Compliance Status	Detail	Upload the form	Check by SMART Authority
1	MBD-1-Notice of Director's Interest in other entities	Section 184(1)	<input type="text"/>		Select files... Drop files here to up...	<input type="checkbox"/>
2	AOC-4 Financial Statement	Section 378ZA	<input type="text"/>		Select files... Drop files here to up...	<input type="checkbox"/>
3	MGT-7 Annual Return	Section 378ZA	<input type="text"/>		Select files... Drop files here to up...	<input type="checkbox"/>
4	DPT-3 Return of Deposits	Section 73	<input type="text"/>		Select files... Drop files here to up...	<input type="checkbox"/>
5	DIR-3 KYC - KYC of Directors	Rule 12A of the Companies (Appointment and Qualification of Directors) Rules, 2014	<input type="text"/>		Select files... Drop files here to up...	<input type="checkbox"/>
6	MSME-1 Delay in Payment to MSME Vendor	Order issued under Section 405	<input type="text"/>		Select files... Drop files here to up...	<input type="checkbox"/>

After filing all the mandatory fields from Proposal Submission-Legal Compliance , Users need to click on save button for saving the selected values.

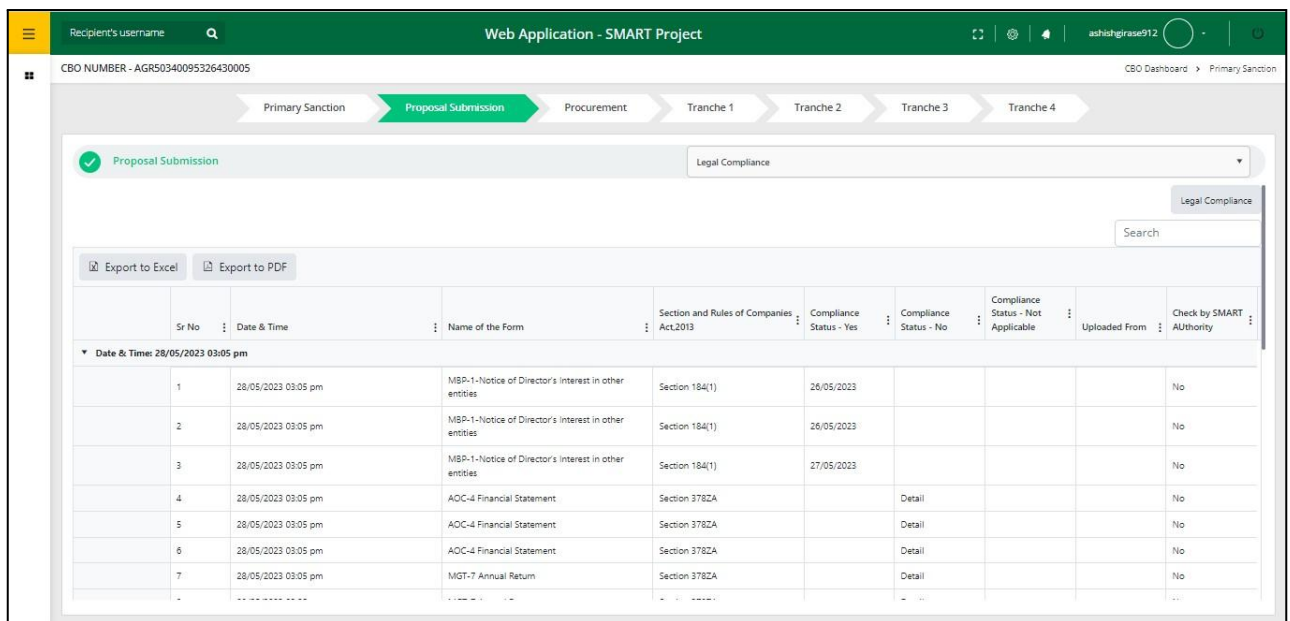
Sr No	Name of the Form	Section and Rules of Companies Act,2013	Compliance Status	Detail	Upload the form	Check by SMART Authority
1	MBD-1-Notice of Director's Interest in other entities	Section 184(1)	Yes	27/05/2023	Select files... Drop files here to up...	<input type="checkbox"/>
2	AOC-4 Financial Statement	Section 378ZA	No	Detail	Select files... Drop files here to up...	<input type="checkbox"/>
3	MGT-7 Annual Return	Section 378ZA	No	Detail	Select files... Drop files here to up...	<input type="checkbox"/>
4	DPT-3 Return of Deposits	Section 73	Not Applicable	Detail	Select files... Drop files here to up...	<input type="checkbox"/>
5	DIR-3 KYC - KYC of Directors	Rule 12A of the Companies (Appointment and Qualification of Directors) Rules, 2014	Yes	27/05/2023	Select files... Drop files here to up...	<input type="checkbox"/>
6	MSME-1 Delay in Payment to MSME Vendor	Order issued under Section 405	No	Detail	Select files... Drop files here to up...	<input type="checkbox"/>

Users can also review the audit trail for the Legal Compliance section through the audit trail button.



The screenshot shows the 'Web Application - SMART Project' interface. The user is logged in as 'Recipient's username'. The breadcrumb trail is 'CBO Dashboard > Primary Sanction'. The main navigation bar includes 'Primary Sanction', 'Proposal Submission' (active), 'Procurement', 'Tranche 1', 'Tranche 2', 'Tranche 3', and 'Tranche 4'. The 'Proposal Submission' section is expanded to show 'Legal Compliance'. A red box highlights the 'AUDIT TRAIL PROVISION' button in the top right corner of the table area.

Sr No	Name of the Form	Section and Rules of Companies Act.2013	Compliance Status		Upload the form	Check by SMART Authority
			Status	Detail		
1	MBP-1-Notice of Director's Interest in other entities	Section 184(1)	Yes	27/05/2023	Select files... Drop files here to up...	<input type="checkbox"/>
2	AOC-4 Financial Statement	Section 378ZA	No	Detail	Select files... Drop files here to up...	<input type="checkbox"/>
3	MGT-7 Annual Return	Section 378ZA	No	Detail	Select files... Drop files here to up...	<input type="checkbox"/>
4	DPT-3 Return of Deposits	Section 73	Not Applicable	Detail	Select files... Drop files here to up...	<input type="checkbox"/>
5	DIR-3 KYC - KYC of Directors	Rule 12A of the Companies (Appointment and Qualification of Directors) Rules, 2014	Yes	27/05/2023	Select files... Drop files here to up...	<input type="checkbox"/>
6	MSME-1 Delay in Payment to MSME Vendor	Order issued under Section 405	No	Detail	Select files... Drop files here to up...	<input type="checkbox"/>

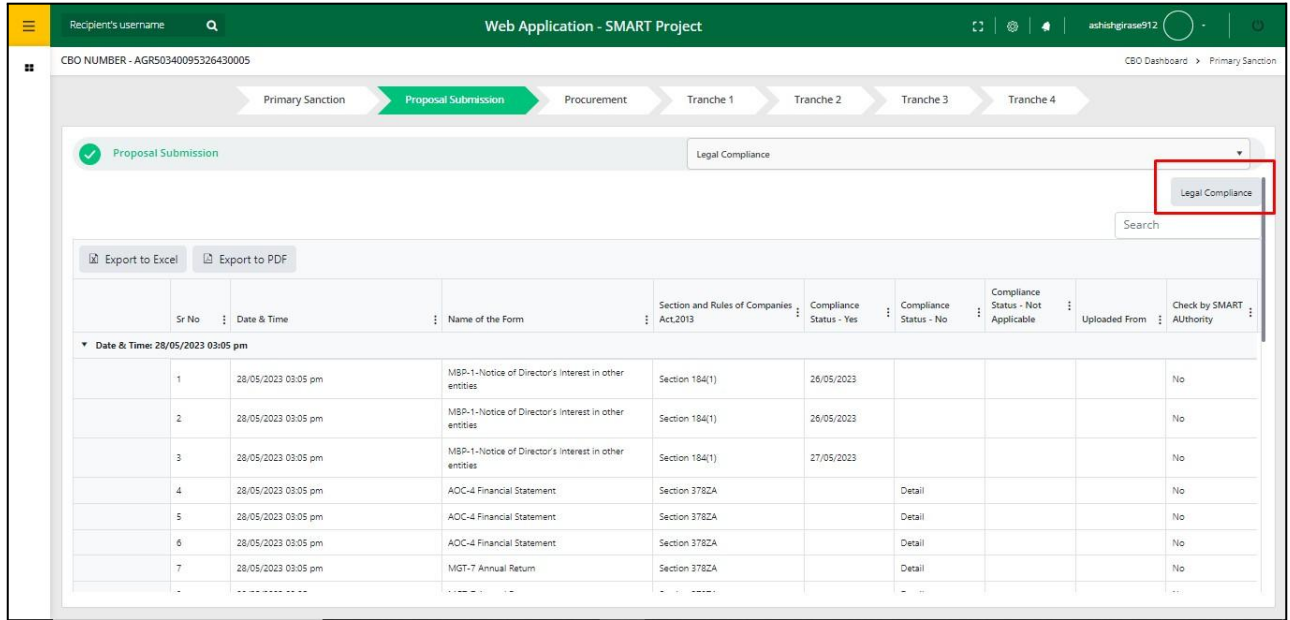


The screenshot shows the 'Web Application - SMART Project' interface. The user is logged in as 'Recipient's username'. The breadcrumb trail is 'CBO Dashboard > Primary Sanction'. The main navigation bar includes 'Primary Sanction', 'Proposal Submission' (active), 'Procurement', 'Tranche 1', 'Tranche 2', 'Tranche 3', and 'Tranche 4'. The 'Proposal Submission' section is expanded to show 'Legal Compliance'. A red box highlights the 'AUDIT TRAIL PROVISION' button in the top right corner of the table area.

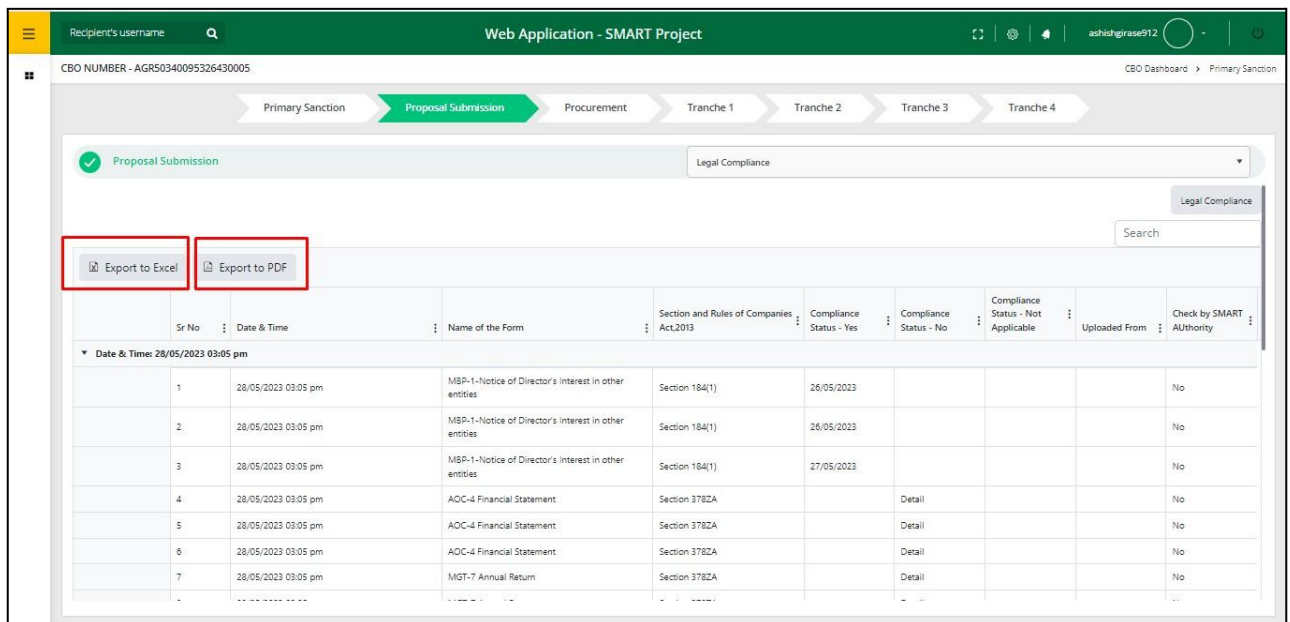
Export to Excel | Export to PDF

Sr No	Date & Time	Name of the Form	Section and Rules of Companies Act.2013	Compliance Status - Yes	Compliance Status - No	Compliance Status - Not Applicable	Uploaded From	Check by SMART Authority
Date & Time: 28/05/2023 03:05 pm								
1	28/05/2023 03:05 pm	MBP-1-Notice of Director's Interest in other entities	Section 184(1)	26/05/2023				No
2	28/05/2023 03:05 pm	MBP-1-Notice of Director's Interest in other entities	Section 184(1)	26/05/2023				No
3	28/05/2023 03:05 pm	MBP-1-Notice of Director's Interest in other entities	Section 184(1)	27/05/2023				No
4	28/05/2023 03:05 pm	AOC-4 Financial Statement	Section 378ZA		Detail			No
5	28/05/2023 03:05 pm	AOC-4 Financial Statement	Section 378ZA		Detail			No
6	28/05/2023 03:05 pm	AOC-4 Financial Statement	Section 378ZA		Detail			No
7	28/05/2023 03:05 pm	MGT-7 Annual Return	Section 378ZA		Detail			No

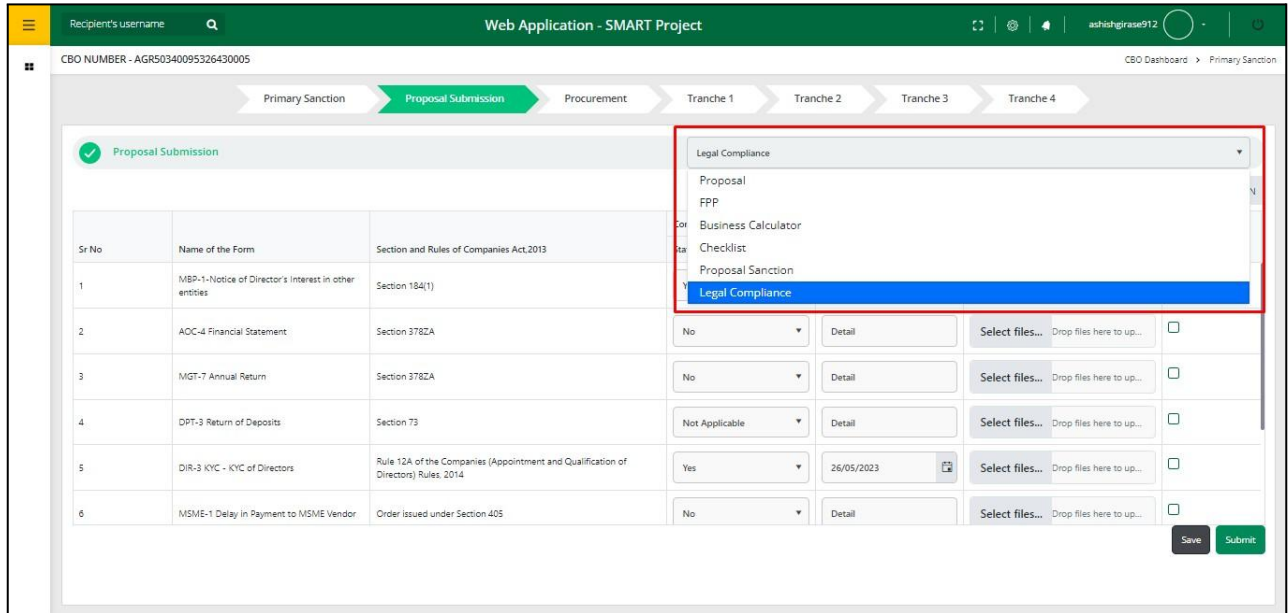
User can return to the Proposal Submission-Legal Compliance form through legal compliance button



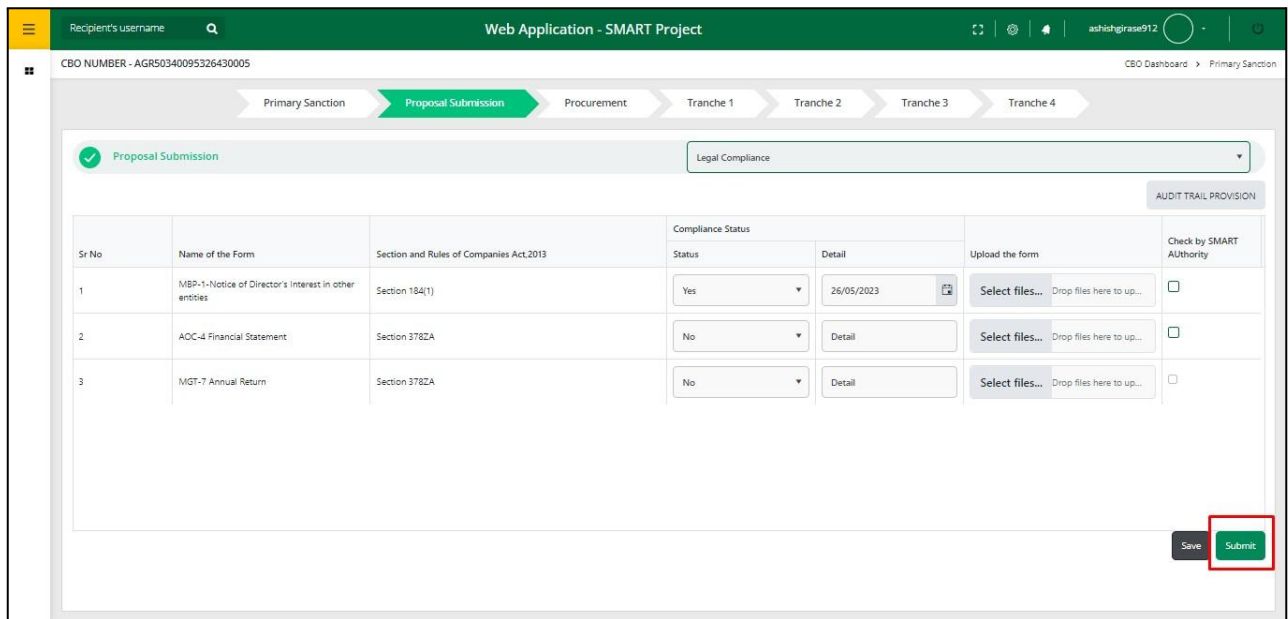
Users can export to excel or export to Pdf audit trail data through export to excel and export to pdf button.



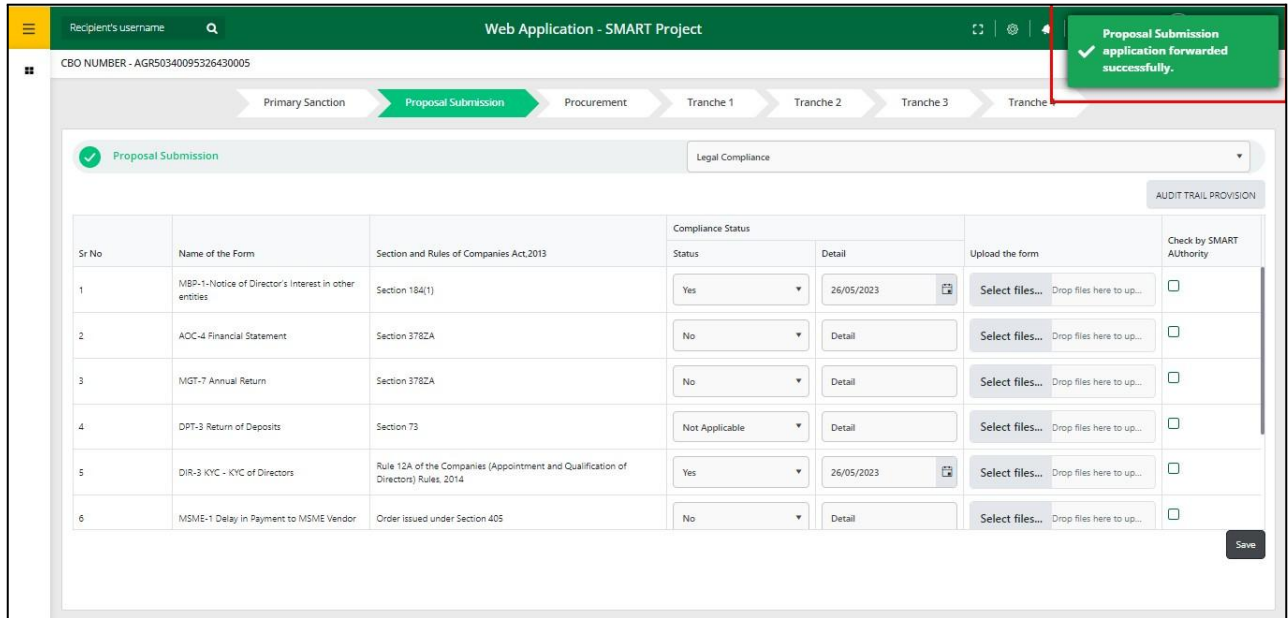
Users can view/edit Proposal submission-Proposal, Proposal submission-FPP, Proposal submission-Business Calculator, Proposal submission-Checklist, Proposal submission-Legal Compliance through this dropdown.



Before clicking on submit button, users need to reconfirm all the sections data, Because after clicking on submit button proposal submission forms will be sent to scrutiny level. Then after a user is not able to edit the submitted forms, Users can only view the same.

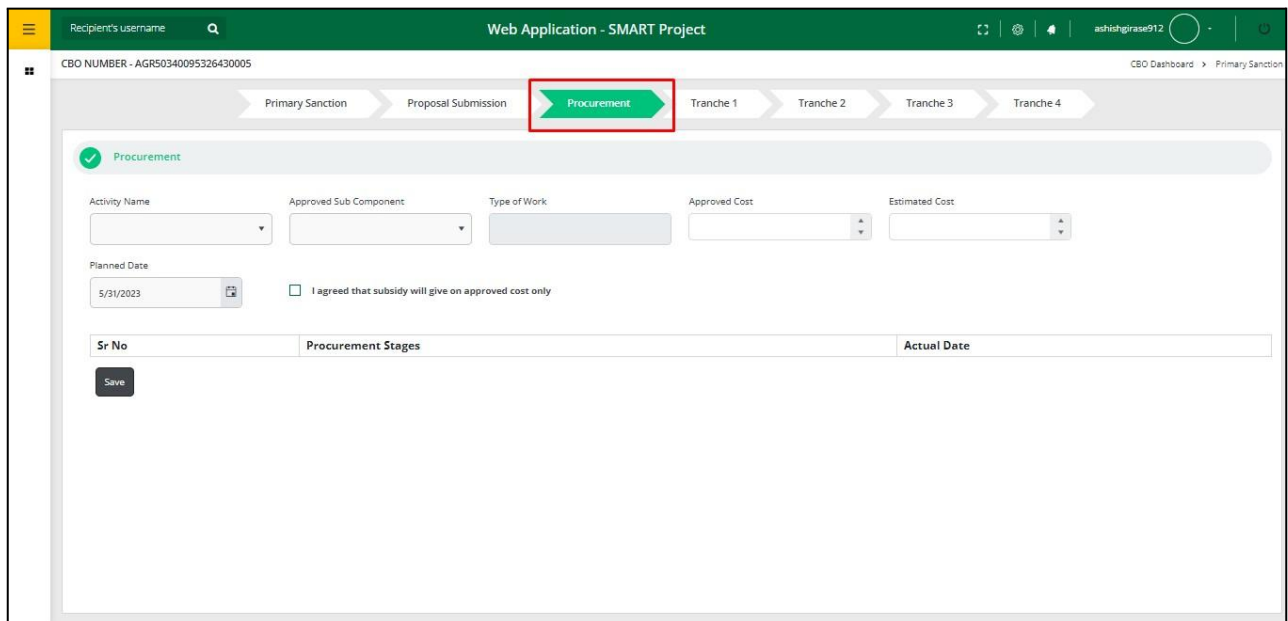


After clicking the submit button, CBO users are not able to edit the submitted form except legal compliance form, CBO users can only view the same.



2.6. Procurement

After proposal submission successfully receives approval from all the desks, CBO users will automatically redirect to the procurement tab for data upload activity.



Users need to select Activity name and Approved sub component from the dropdown list, Rest of fields field capture automatically based on data selection.

CBO NUMBER - AGR50340095326430005 CBO Dashboard > Primary Sanction

Primary Sanction > Proposal Submission > **Procurement** > Tranche 1 > Tranche 2 > Tranche 3 > Tranche 4

Procurement

Activity Name: A1.Building and Construction | Approved Sub Component: Bottom | Type of Work: Goods | Approved Cost: 1,500 | Estimated Cost: 48,000

Planned Date: 5/31/2023 I agreed that subsidy will give on approved cost only

Sr No	Procurement Stages	Above 20 k to 3.0 Lakhs	Actual Date
1	Date of submission of Procurement plan by CBO to DIU	DD/MM/YYYY	DD/MM/YYYY
2	Date of draft RFQ/Tender document approved by CBO Procurement committee	05/06/2023	DD/MM/YYYY
3	Date of draft RFQ/Tender document Submitted for prior review by CBO to DIU		DD/MM/YYYY
4	Date of approval to RFQ/Tender document received from DIU		DD/MM/YYYY
5	Date of RFQ/Tender Published	07/06/2023	DD/MM/YYYY
6	Date of Newspaper advertisement		DD/MM/YYYY

Recipient's username Web Application - SMART Project ashish@rase912

CBO NUMBER - AGR50340095326430005 CBO Dashboard > Primary Sanction

Primary Sanction > Proposal Submission > **Procurement** > Tranche 1 > Tranche 2 > Tranche 3 > Tranche 4

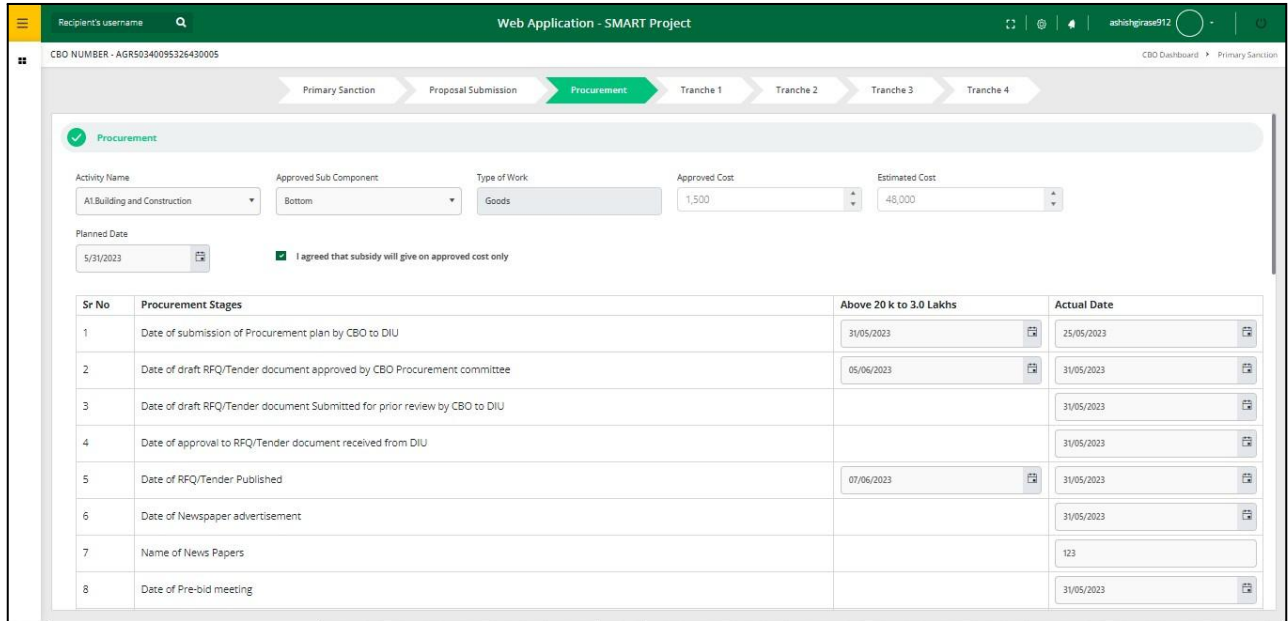
Procurement

Activity Name: A1.Building and Construction | Approved Sub Component: Bottom | Type of Work: Goods | Approved Cost: 1,500 | Estimated Cost: 48,000

Planned Date: 5/31/2023 I agreed that subsidy will give on approved cost only

Sr No	Procurement Stages	Above 20 k to 3.0 Lakhs	Actual Date
1	Date of submission of Procurement plan by CBO to DIU	DD/MM/YYYY	DD/MM/YYYY
2	Date of draft RFQ/Tender document approved by CBO Procurement committee	05/06/2023	DD/MM/YYYY
3	Date of draft RFQ/Tender document Submitted for prior review by CBO to DIU		DD/MM/YYYY
4	Date of approval to RFQ/Tender document received from DIU		DD/MM/YYYY
5	Date of RFQ/Tender Published	07/06/2023	DD/MM/YYYY
6	Date of Newspaper advertisement		DD/MM/YYYY

After filling all the mandatory fields, User need to click on save button



Web Application - SMART Project

CBO NUMBER - AGR50340095326430005

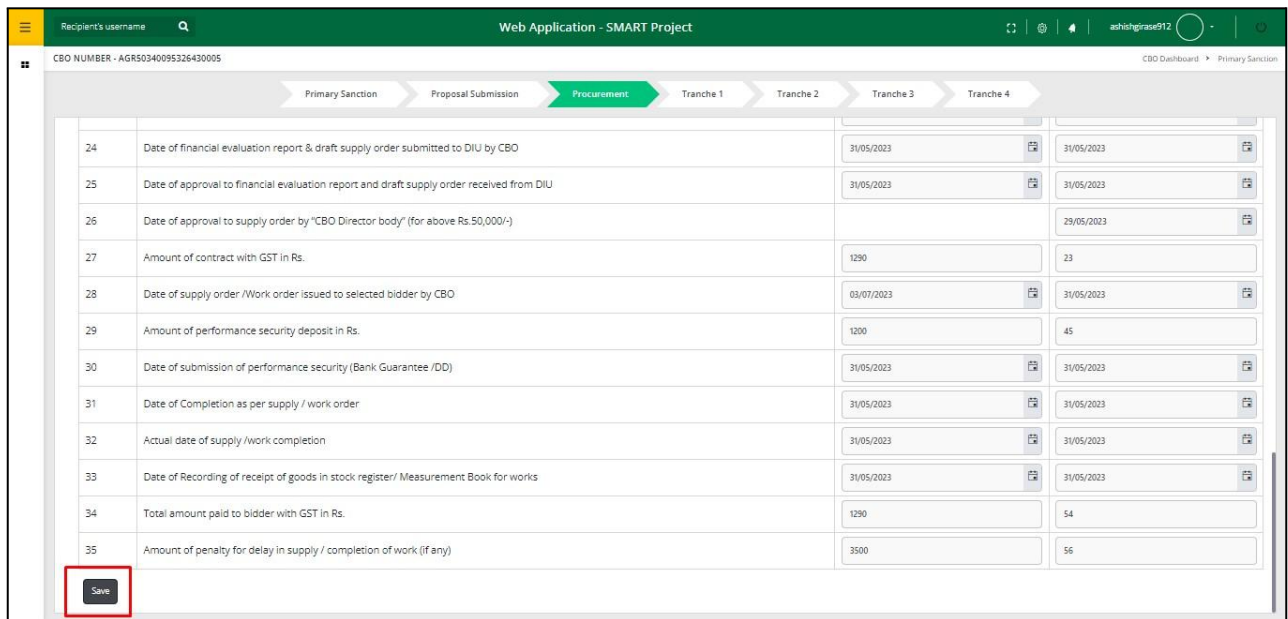
Primary Sanction > Proposal Submission > **Procurement** > Tranche 1 > Tranche 2 > Tranche 3 > Tranche 4

Procurement

Activity Name: AI Building and Construction
 Approved Sub Component: Bottom
 Type of Work: Goods
 Approved Cost: 1,500
 Estimated Cost: 48,000

Planned Date: 5/31/2023
 I agree that subsidy will give on approved cost only

Sr No	Procurement Stages	Above 20 k to 3.0 Lakhs	Actual Date
1	Date of submission of Procurement plan by CBO to DIU	31/05/2023	25/05/2023
2	Date of draft RFQ/Tender document approved by CBO Procurement committee	05/06/2023	31/05/2023
3	Date of draft RFQ/Tender document Submitted for prior review by CBO to DIU		31/05/2023
4	Date of approval to RFQ/Tender document received from DIU		31/05/2023
5	Date of RFQ/Tender Published	07/06/2023	31/05/2023
6	Date of Newspaper advertisement		31/05/2023
7	Name of News Papers		123
8	Date of Pre-bid meeting		31/05/2023



Web Application - SMART Project

CBO NUMBER - AGR50340095326430005

Primary Sanction > Proposal Submission > **Procurement** > Tranche 1 > Tranche 2 > Tranche 3 > Tranche 4

24	Date of financial evaluation report & draft supply order submitted to DIU by CBO	31/05/2023	31/05/2023
25	Date of approval to financial evaluation report and draft supply order received from DIU	31/05/2023	31/05/2023
26	Date of approval to supply order by "CBO Director body" (for above Rs.50,000/-)		29/05/2023
27	Amount of contract with GST in Rs.	1290	23
28	Date of supply order /Work order issued to selected bidder by CBO	03/07/2023	31/05/2023
29	Amount of performance security deposit in Rs.	1200	45
30	Date of submission of performance security (Bank Guarantee /DD)	31/05/2023	31/05/2023
31	Date of Completion as per supply / work order	31/05/2023	31/05/2023
32	Actual date of supply /work completion	31/05/2023	31/05/2023
33	Date of Recording of receipt of goods in stock register/ Measurement Book for works	31/05/2023	31/05/2023
34	Total amount paid to bidder with GST in Rs.	1290	54
35	Amount of penalty for delay in supply / completion of work (if any)	3500	56

Save

		Tranche 1	Tranche 2	Tranche 3	Tranche 4
24	Date of financial evaluation report & draft supply order submitted to DIU by CBO	31/05/2023		31/05/2023	
25	Date of approval to financial evaluation report and draft supply order received from DIU	31/05/2023		31/05/2023	
26	Date of approval to supply order by "CBO Director body" (for above Rs.50,000/-)			29/05/2023	
27	Amount of contract with GST in Rs.	1290		23	
28	Date of supply order /Work order issued to selected bidder by CBO	03/07/2023		31/05/2023	
29	Amount of performance security deposit in Rs.	1200		45	
30	Date of submission of performance security (Bank Guarantee /DD)	31/05/2023		31/05/2023	
31	Date of Completion as per supply / work order	31/05/2023		31/05/2023	
32	Actual date of supply /work completion	31/05/2023		31/05/2023	
33	Date of Recording of receipt of goods in stock register/ Measurement Book for works	31/05/2023		31/05/2023	
34	Total amount paid to bidder with GST in Rs.	1290		54	
35	Amount of penalty for delay in supply / completion of work (if any)	3500		56	

After filling all the sub project wise procurement form submission, the Submit button in the procurement tab will be enabled.

		Tranche 1	Tranche 2	Tranche 3	Tranche 4
24	Date of financial evaluation report & draft supply order submitted to DIU by CBO			DD/MM/YYYY	
25	Date of approval to financial evaluation report and draft supply order received from DIU			DD/MM/YYYY	
26	Date of approval to supply order by "CBO Director body" (for above Rs.50,000/-)			DD/MM/YYYY	
27	Amount of contract with GST in Rs.				
28	Date of supply order /Work order issued to selected bidder by CBO			DD/MM/YYYY	
29	Amount of performance security deposit in Rs.				
30	Date of submission of performance security (Bank Guarantee /DD)			DD/MM/YYYY	
31	Date of Completion as per supply / work order			DD/MM/YYYY	
32	Actual date of supply /work completion			DD/MM/YYYY	
33	Date of Recording of receipt of goods in stock register/ Measurement Book for works	01/01/1970		DD/MM/YYYY	
34	Total amount paid to bidder with GST in Rs.				
35	Amount of penalty for delay in supply / completion of work (if any)				

After clicking on submit button, Procurement form will be forwarded to scrutiny level.

Sl. No.	Description	Date	DD/MM/YYYY
23	Date of Financial Evaluation report & draft supply order approved by "CBO Procurement committee"	28/06/2023	DD/MM/YYYY
24	Date of financial evaluation report & draft supply order submitted to DIU by CBO	DD/MM/YYYY	DD/MM/YYYY
25	Date of approval to financial evaluation report and draft supply order received from DIU	DD/MM/YYYY	DD/MM/YYYY
26	Date of approval to supply order by "CBO Director body" (for above Rs.50,000/-)		DD/MM/YYYY
27	Amount of contract with GST in Rs.		
28	Date of supply order /Work order issued to selected bidder by CBO	03/07/2023	DD/MM/YYYY
29	Amount of performance security deposit in Rs.		
30	Date of submission of performance security (Bank Guarantee /DD)	DD/MM/YYYY	DD/MM/YYYY
31	Date of Completion as per supply / work order	DD/MM/YYYY	DD/MM/YYYY
32	Actual date of supply /work completion	DD/MM/YYYY	DD/MM/YYYY
33	Date of Recording of receipt of goods in stock register/ Measurement Book for works	DD/MM/YYYY	DD/MM/YYYY
34	Total amount paid to bidder with GST in Rs.		
35	Amount of penalty for delay in supply / completion of work (if any)		

2.7. Tranche 1

After procurement successfully receives approval from all the desks, CBO users will automatically redirect to the Tranche 1 tab for data upload activity.

Tranche 1

Case:

Opening of dedicated bank account for SMART: Yes No

Bank Name:

Bank branch name and address:

Bank Account Number: IFSC Code:

Grant Agreement between the Project, CBO and Banker: Drop files here to upload

Sanction of bank loan: Drop files here to upload

Special account opened for SMART: Yes No

Equivalent share of margin money related to first tranche deposited in current account:

If the sub project includes civil work, technical approval: Yes No

Hiring of Tally literate person/CA/CS firm for accounting by the CEO: Yes No

Purchase of Tally accounting other double entry software related by the CBO (if Applicable): Yes No

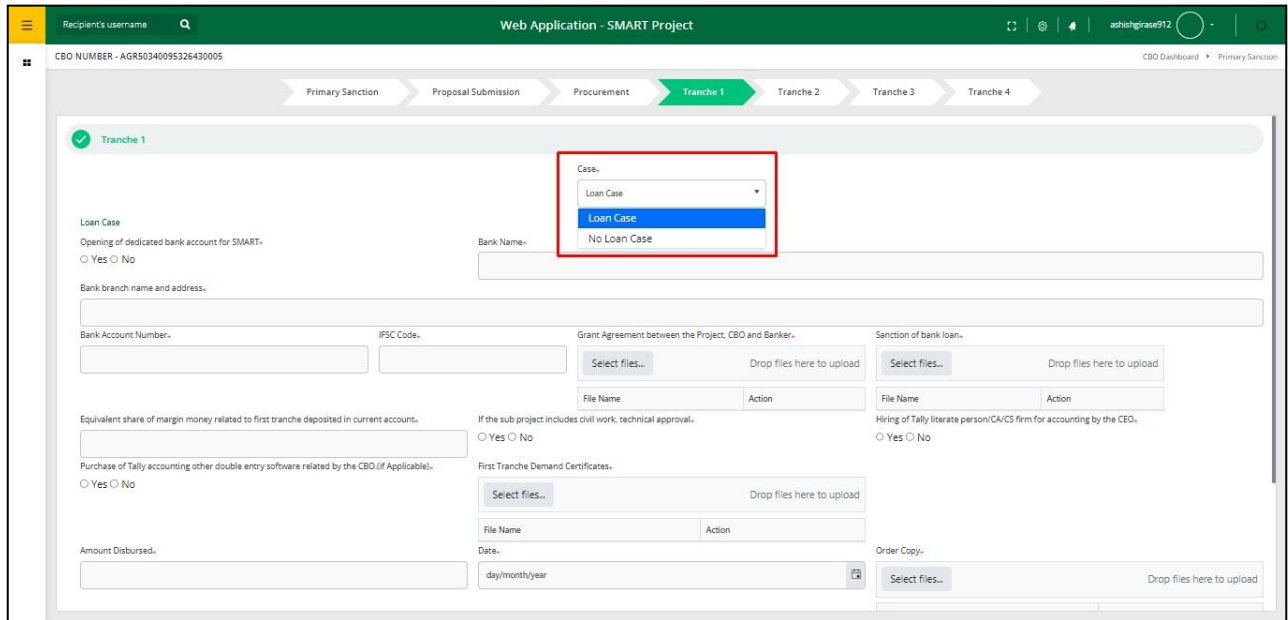
First Tranche Demand Certificates: Drop files here to upload

File Name: Action:

Amount Disbursed:

Date: Order Copy: Drop files here to upload

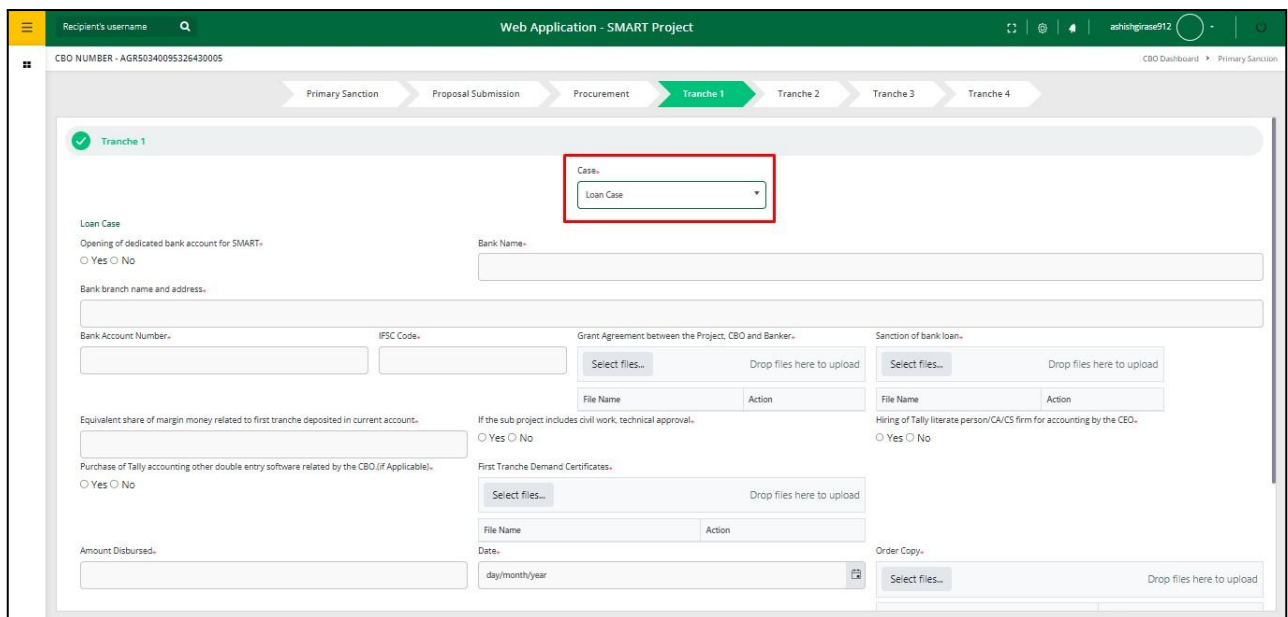
CBO Users need to select loan case or no loan case as per requirement from case drop down selection



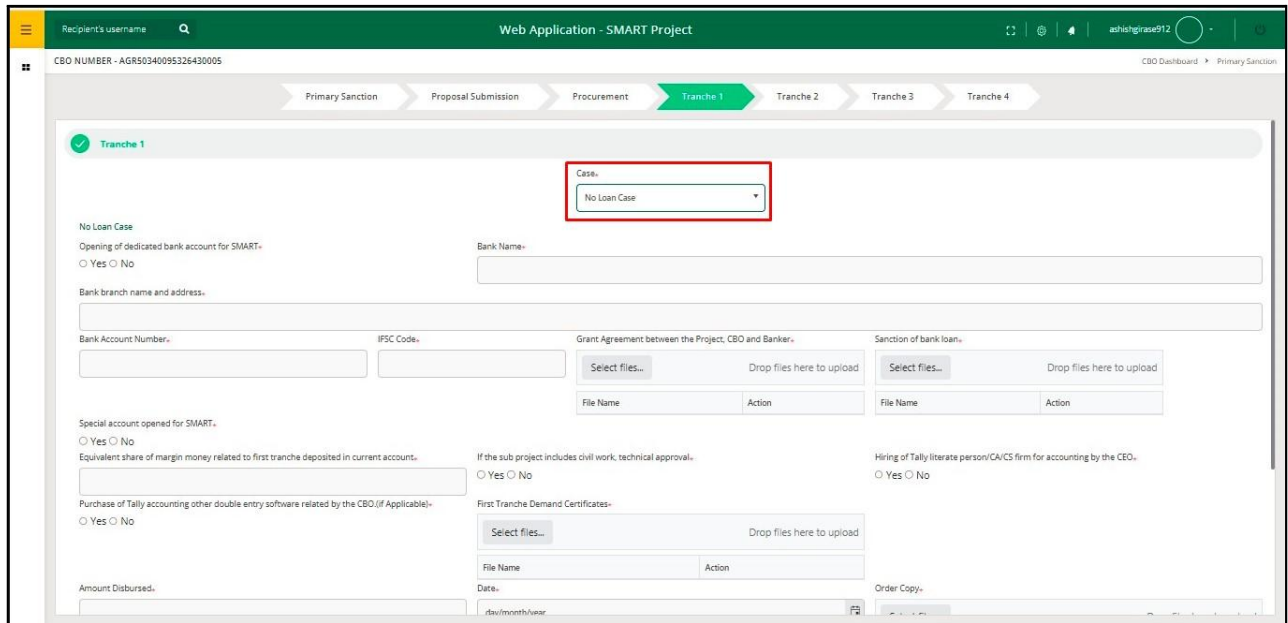
The screenshot shows the 'Tranche 1' form in the SMART Project web application. The 'Case' dropdown menu is highlighted with a red box and is open, showing two options: 'Loan Case' (selected) and 'No Loan Case'. The form includes various input fields and sections:

- Case:** A dropdown menu with 'Loan Case' selected.
- Loan Case:** A section with the text 'Opening of dedicated bank account for SMART-' and radio buttons for 'Yes' and 'No'.
- Bank Name:** A text input field.
- Bank branch name and address:** A text input field.
- Bank Account Number:** A text input field.
- IFSC Code:** A text input field.
- Grant Agreement between the Project, CBO and Banker:** A section with a 'Select files...' button and a 'Drop files here to upload' area.
- Sanction of bank loan:** A section with a 'Select files...' button and a 'Drop files here to upload' area.
- Equivalent share of margin money related to first tranche deposited in current account:** A text input field.
- If the sub project includes civil work, technical approval:** Radio buttons for 'Yes' and 'No'.
- Purchase of Tally accounting other double entry software related by the CBO (if Applicable):** Radio buttons for 'Yes' and 'No'.
- First Tranche Demand Certificates:** A section with a 'Select files...' button and a 'Drop files here to upload' area.
- Amount Disbursed:** A text input field.
- Date:** A text input field with a date picker icon.
- Order Copy:** A section with a 'Select files...' button and a 'Drop files here to upload' area.

Based on case selection dependent data entry fields will be changed.



This screenshot is identical to the one above, but the 'Case' dropdown menu is now closed, showing 'Loan Case' as the selected option. The form layout and other elements remain the same.



Web Application - SMART Project

CBO NUMBER - AGR50340095326430005

Primary Sanction > Proposal Submission > Procurement > **Tranche 1** > Tranche 2 > Tranche 3 > Tranche 4

Tranche 1

Case: No Loan Case

No Loan Case

Opening of dedicated bank account for SMART:
 Yes No

Bank Name-

Bank branch name and address:

Bank Account Number-

IFSC Code-

Grant Agreement between the Project, CBO and Banker-
 Drop files here to upload

Sanction of bank loan-
 Drop files here to upload

Special account opened for SMART:
 Yes No

Equivalent share of margin money related to first tranche deposited in current account:

Purchase of Tally accounting other double entry software related by the CBO (if Applicable):
 Yes No

Amount Disbursed-

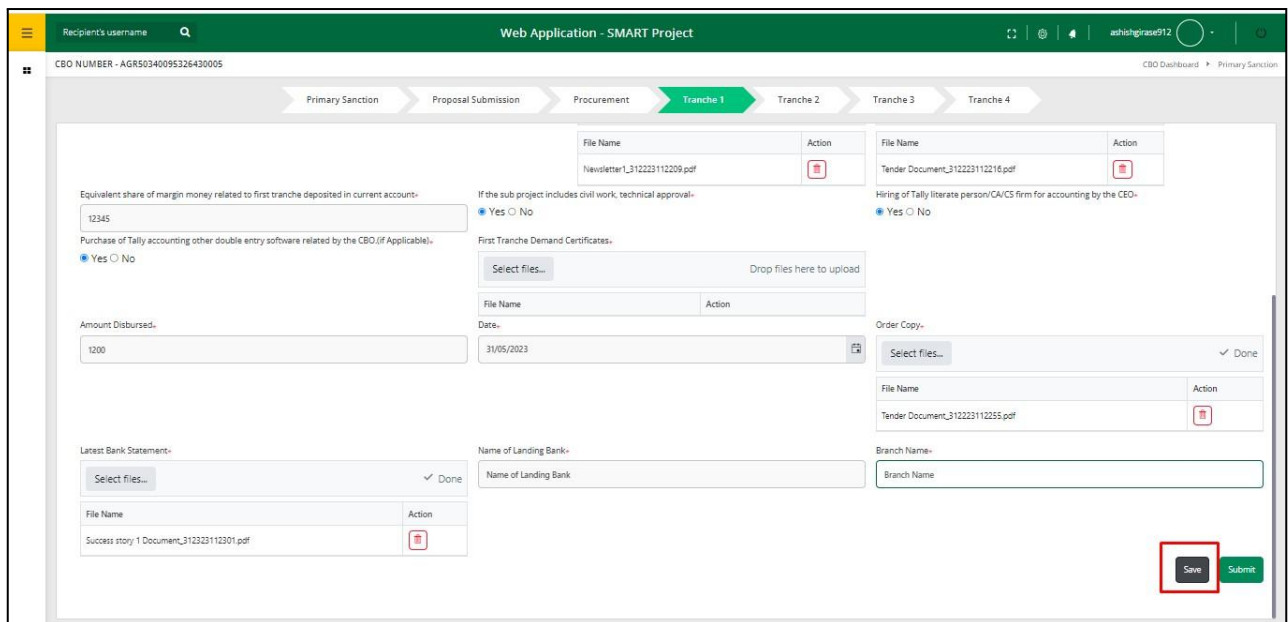
If the sub project includes civil work, technical approval-
 Yes No

Hiring of Tally literate person/CA/CS firm for accounting by the CEO-
 Yes No

First Tranche Demand Certificates-
 Drop files here to upload

Order Copy-
 Done

After filling all the mandatory fields, if the user wants to save the data then they need to click on the save button.



Web Application - SMART Project

CBO NUMBER - AGR50340095326430005

Primary Sanction > Proposal Submission > Procurement > **Tranche 1** > Tranche 2 > Tranche 3 > Tranche 4

Equivalent share of margin money related to first tranche deposited in current account:

Purchase of Tally accounting other double entry software related by the CBO (if Applicable):
 Yes No

Amount Disbursed-

Date-

Latest Bank Statement-
 Done

File Name
 Success story 1 Document_312323112301.pdf

Name of Landing Bank-

File Name
 Newsletter1_312223112209.pdf

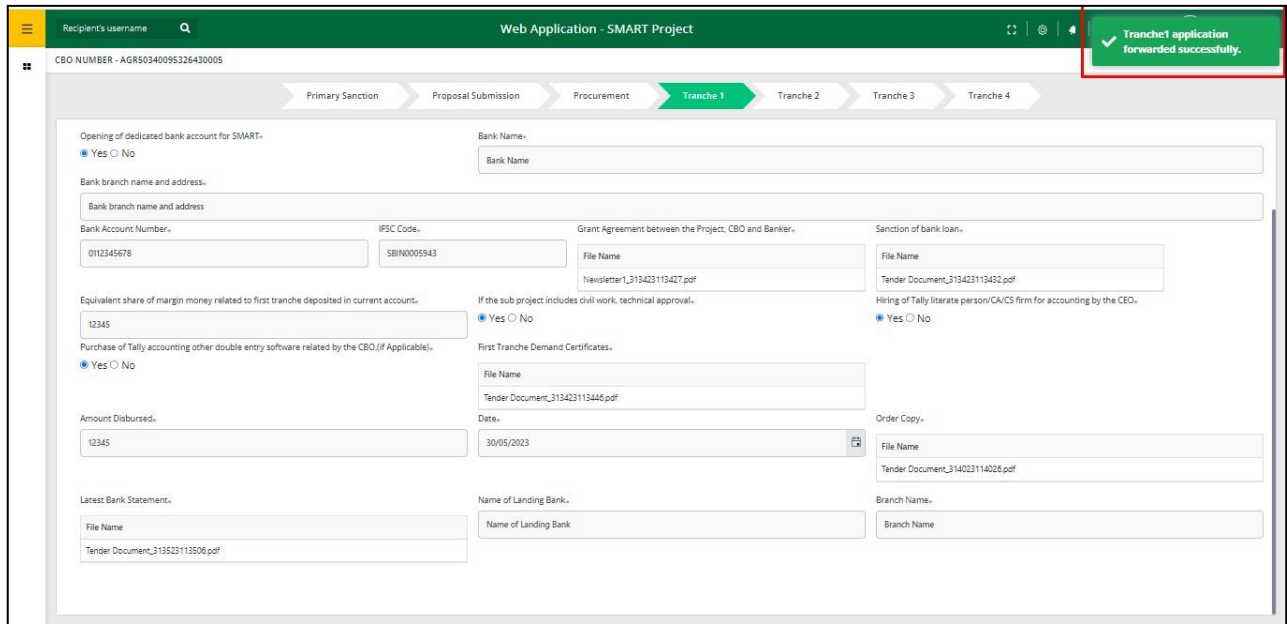
File Name
 Tender Document_312223112216.pdf

File Name
 Tender Document_312223112255.pdf

Branch Name-

Save

After filling all the mandatory fields, If the users want to forward the Tranche 1 from to the scrutiny level then need to click on the submit button.



Recipient's username | Web Application - SMART Project | Tranche 1 application forwarded successfully.

CBO NUMBER - AGR50340095326430005

Primary Sanction | Proposal Submission | Procurement | **Tranche 1** | Tranche 2 | Tranche 3 | Tranche 4

Opening of dedicated bank account for SMART-
 Yes No

Bank Name-

Bank branch name and address.

Bank Account Number. IFSC Code.

Grant Agreement between the Project, CBO and Banker.
 File Name: Newsletter1_313423113427.pdf

Sanction of bank loan.
 File Name: Tender Document_313423113432.pdf

Equivalent share of margin money related to first tranche deposited in current account.
 Yes No

If the sub project includes civil work, technical approval.
 Yes No

Purchase of Tally accounting other double entry software related by the CBO (if Applicable).
 Yes No

Amount Disbursed.

First Tranche Demand Certificates.
 File Name: Tender Document_313423113446.pdf
 Date: 30/05/2023

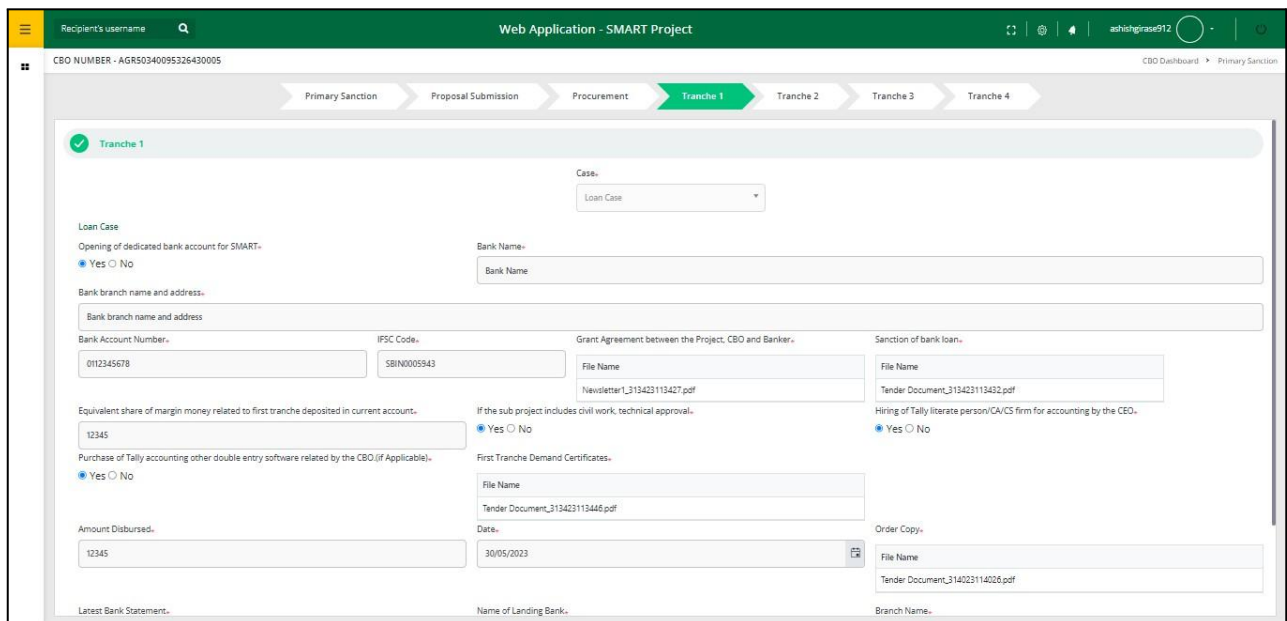
Order Copy.
 File Name: Tender Document_314023114026.pdf

Latest Bank Statement.
 File Name: Tender Document_313323113306.pdf

Name of Landing Bank.

Branch Name.

After clicking on the submit button, Users can only view the data not able to update it.



Recipient's username | Web Application - SMART Project | CBO Dashboard | Primary Sanction

CBO NUMBER - AGR50340095326430005

Primary Sanction | Proposal Submission | Procurement | **Tranche 1** | Tranche 2 | Tranche 3 | Tranche 4

Tranche 1

Case:

Loan Case

Opening of dedicated bank account for SMART-
 Yes No

Bank Name-

Bank branch name and address.

Bank Account Number. IFSC Code.

Grant Agreement between the Project, CBO and Banker.
 File Name: Newsletter1_313423113427.pdf

Sanction of bank loan.
 File Name: Tender Document_313423113432.pdf

Equivalent share of margin money related to first tranche deposited in current account.
 Yes No

If the sub project includes civil work, technical approval.
 Yes No

Purchase of Tally accounting other double entry software related by the CBO (if Applicable).
 Yes No

Amount Disbursed.

First Tranche Demand Certificates.
 File Name: Tender Document_313423113446.pdf
 Date: 30/05/2023

Order Copy.
 File Name: Tender Document_314023114026.pdf

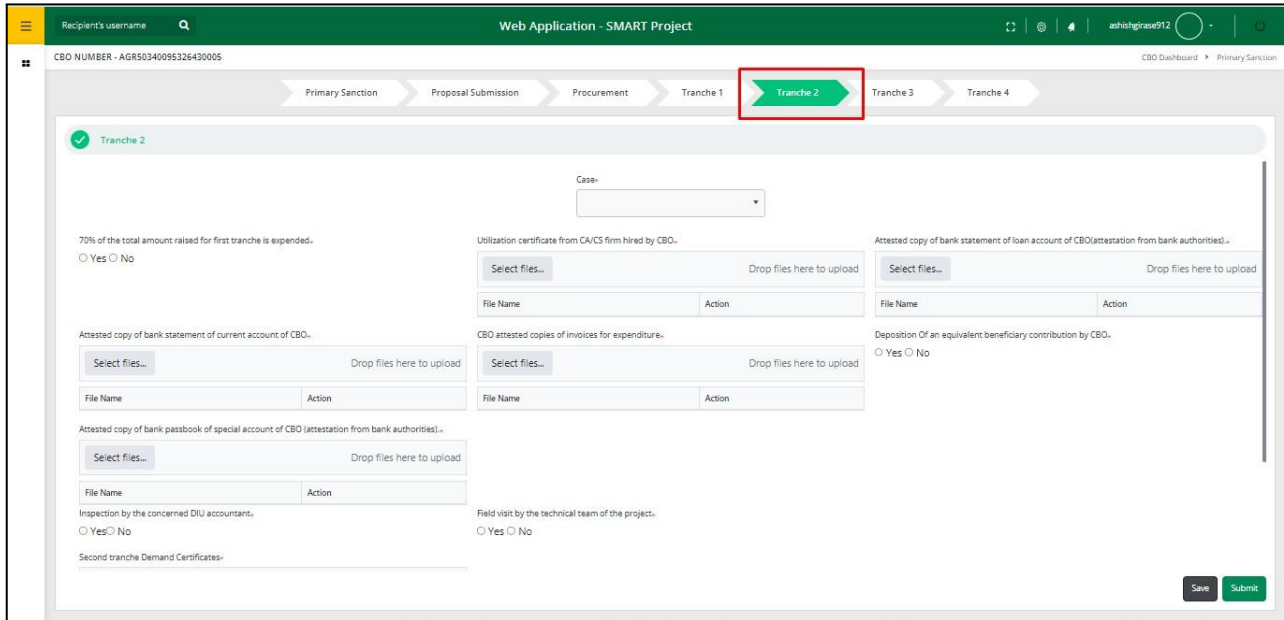
Latest Bank Statement.

Name of Landing Bank.

Branch Name.

2.8. Tranche 2

After Tranche 1 successfully receives approval from all the desks, CBO users will automatically redirect to the Tranche 2 tab for data upload activity.



Web Application - SMART Project

CBO NUMBER - AGR50340095326430005

Primary Sanction > Proposal Submission > Procurement > Tranche 1 > **Tranche 2** > Tranche 3 > Tranche 4

Tranche 2

Case-

70% of the total amount raised for first tranche is expended.
 Yes No

Utilization certificate from CA/CS firm hired by CBO.
Select files... Drop files here to upload

File Name	Action

Attested copy of bank statement of loan account of CBO (attestation from bank authorities)...

Select files... Drop files here to upload

File Name	Action

Attested copy of bank statement of current account of CBO.

Select files... Drop files here to upload

File Name	Action

CBO attested copies of invoices for expenditure.

Select files... Drop files here to upload

File Name	Action

Deposition Of an equivalent beneficiary contribution by CBO.
 Yes No

Attested copy of bank passbook of special account of CBO (attestation from bank authorities)...

Select files... Drop files here to upload

File Name	Action

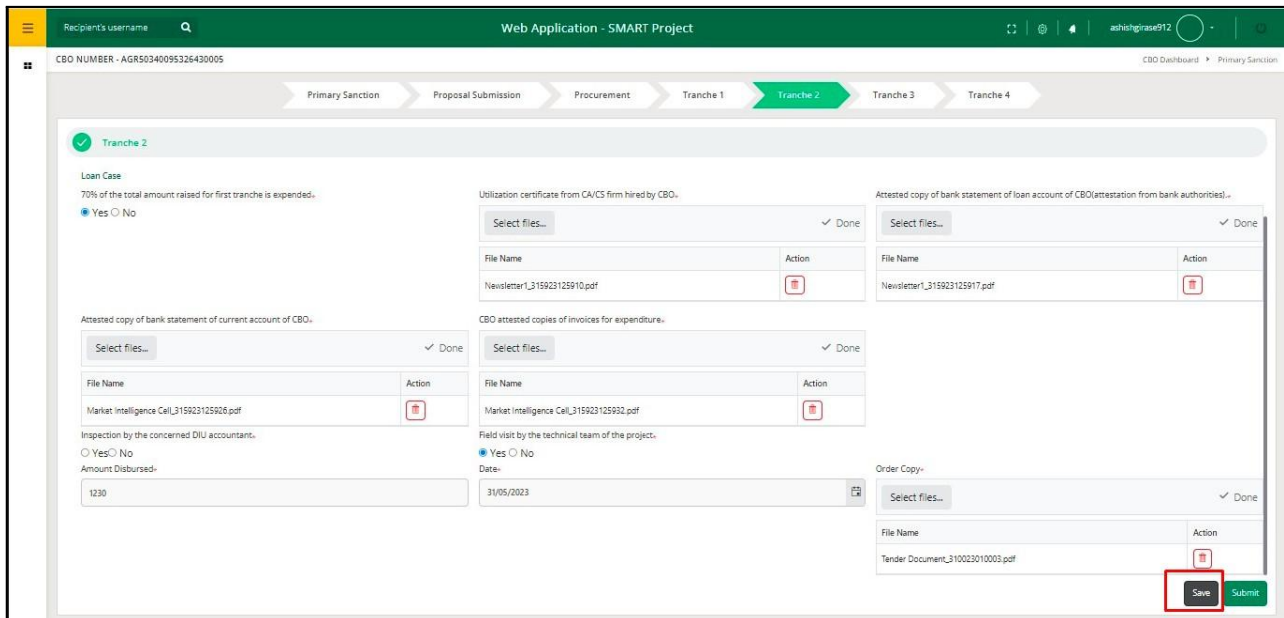
Inspection by the concerned DIU accountant.
 Yes No

Field visit by the technical team of the project.
 Yes No

Second tranche Demand Certificates-

Save Submit

After filling all the mandatory fields if users want to save the data then need to click on save button.



Web Application - SMART Project

CBO NUMBER - AGR50340095326430005

Primary Sanction > Proposal Submission > Procurement > Tranche 1 > **Tranche 2** > Tranche 3 > Tranche 4

Tranche 2

Loan Case

70% of the total amount raised for first tranche is expended.
 Yes No

Utilization certificate from CA/CS firm hired by CBO.
Select files... ✓ Done

File Name	Action
Newsletter_1_315923125910.pdf	

Attested copy of bank statement of loan account of CBO (attestation from bank authorities)...

Select files... ✓ Done

File Name	Action
Newsletter_1_315923125917.pdf	

Attested copy of bank statement of current account of CBO.

Select files... ✓ Done

File Name	Action
Market Intelligence Cell_315923125926.pdf	

CBO attested copies of invoices for expenditure.

Select files... ✓ Done

File Name	Action
Market Intelligence Cell_315923125932.pdf	

Inspection by the concerned DIU accountant.
 Yes No

Amount Disbursed-
1230

Field visit by the technical team of the projects.
 Yes No

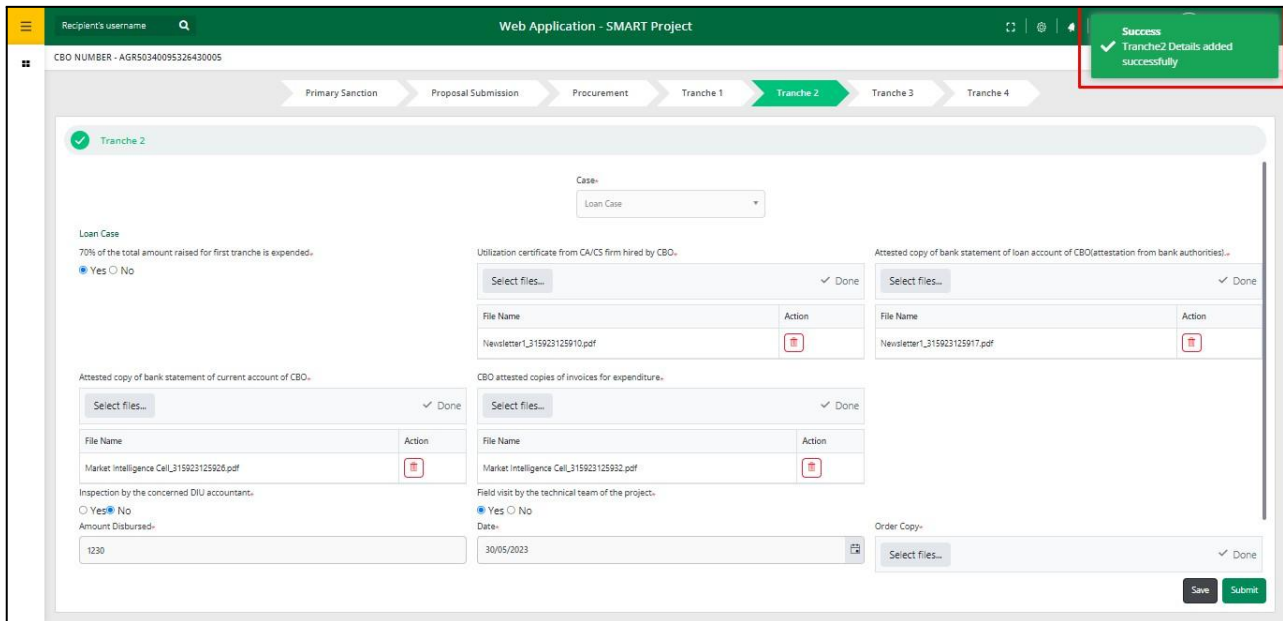
Date-
31/05/2023

Order Copy-

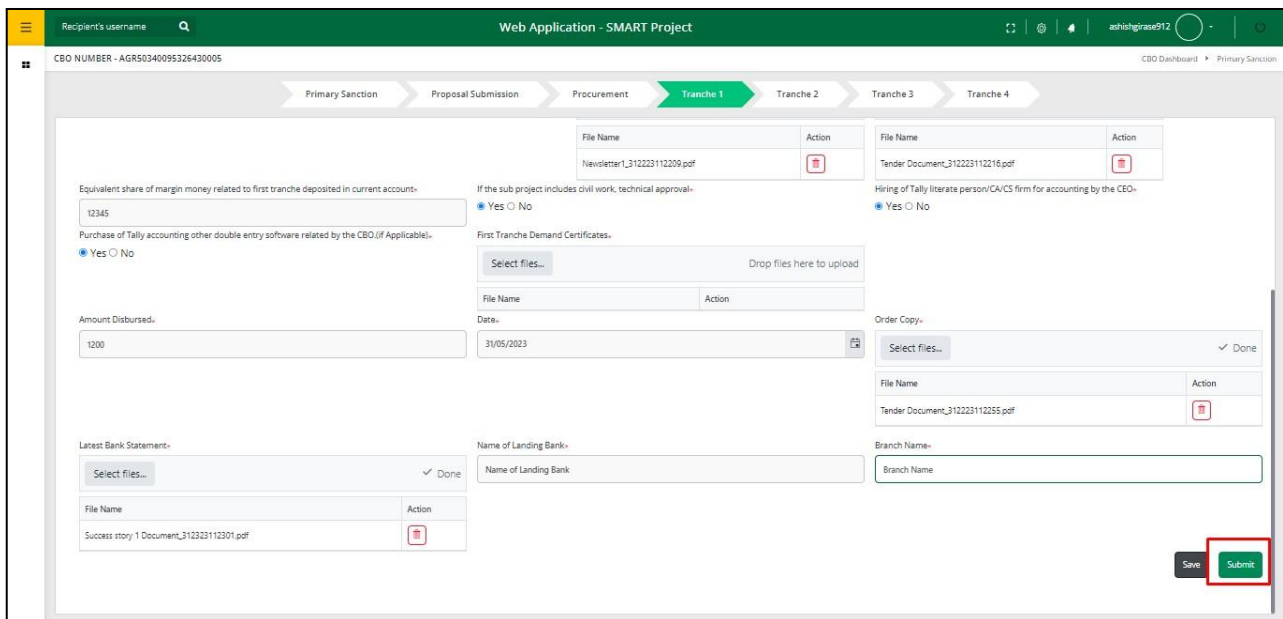
Select files... ✓ Done

File Name	Action
Tender Document_310023010003.pdf	

Save Submit



After filling all the mandatory fields, If the users want to forward the Tranche 2 from to the scrutiny level then need to click on the submit button.



After clicking on the submit button, Users can only view the data and are not able to update it.

2.9. Tranche 3

After Tranche 2 successfully receives approval from all the desks, CBO users will automatically redirect to the Tranche 3 tab for data upload activity.

The screenshot shows the 'Web Application - SMART Project' interface. The breadcrumb navigation at the top includes 'Primary Sanction', 'Proposal Submission', 'Procurement', 'Tranche 1', 'Tranche 2', 'Tranche 3' (highlighted with a red box), and 'Tranche 4'. The main content area is titled 'Tranche 3' and contains a 'Case-' dropdown menu. Below this are several sections for data entry, each with a 'Select files...' button and a 'Drop files here to upload' instruction:

- 100% and 70% of the total amount raised for first tranche and second tranche respectively is expended: Yes No
- Utilization certificate from CA/CS firm hired by CBO: Select files... Drop files here to upload
- Attested copy of bank statement of loan account of CBO (attestation from bank authorities)...: Select files... Drop files here to upload
- Attested copy of bank passbook of current account of CBO: Select files... Drop files here to upload
- CBO attested copies of invoices for expenditure: Select files... Drop files here to upload
- Attested copy of bank passbook of special account of CBO (attestation from bank authorities)...: Select files... Drop files here to upload
- Inspection by the concerned DIU accountant: Yes No
- Field visit by the technical team of the project: Yes No
- Third Tranche Demand Certificates: Select files... Drop files here to upload

At the bottom right, there are 'Save' and 'Submit' buttons.

After filling all the mandatory fields if users want to save the data then need to click on save button.

This screenshot shows the same 'Tranche 3' form as above, but with data entered and file uploads completed. The 'Case-' dropdown is now set to 'Loan Case'. The 'Select files...' buttons are now marked as 'Done'. The file upload sections show the following details:

- Utilization certificate: File Name: Data auto fetched_014123074130.jpg
- Attested copy of bank statement: File Name: Data auto fetched_014123074133.jpg
- Attested copy of bank passbook (current): File Name: Activity name and approved sub project_014123074141.jpg
- CBO attested copies of invoices: File Name: Data entry_1_014123074145.jpg
- Attested copy of bank passbook (special): File Name: (empty)
- Third Tranche Demand Certificates: File Name: (empty)

The 'Save' button at the bottom right is highlighted with a red box.

Web Application - SMART Project

Recipient's username

CBO NUMBER - AGR50340095326430005

Primary Sanction > Proposal Submission > Procurement > Tranche 1 > Tranche 2 > **Tranche 3** > Tranche 4

Tranche 3

Case-
Loan Case

Loan Case
100% and 70% of the total amount raised for first tranche and second tranche respectively is expended.
*
 Yes No

Utilization certificate from CA/CS firm hired by CBO.
Select files... ✓ Done

File Name	Action
Data auto fetched_014123074130.jpg	<input type="button" value="Action"/>

Attested copy of bank statement of loan account of CBO (attestation from bank authorities)...
Select files... ✓ Done

File Name	Action
Data auto fetched_014123074135.jpg	<input type="button" value="Action"/>

Attested copy of bank passbook of current account of CBO.
Select files... ✓ Done

File Name	Action
Activity name and approved sub project_014123074141.jpg	<input type="button" value="Action"/>

Inspection by the concerned DIU accountants.
 Yes No

CBO attested copies of invoices for expenditure.
Select files... ✓ Done

File Name	Action
Data entry_1_014123074145.jpg	<input type="button" value="Action"/>

Field visit by the technical team of the project.
 Yes No

Third Tranche Demand Certificates.
Select files... ✓ Done

File Name	Action
	<input type="button" value="Action"/>

After filling all the mandatory fields, If the users want to forward the Tranche 3 from to the scrutiny level then need to click on the submit button.

Web Application - SMART Project

Recipient's username

CBO NUMBER - AGR50340095326430005

Primary Sanction > Proposal Submission > Procurement > Tranche 1 > Tranche 2 > **Tranche 3** > Tranche 4

Tranche 3

Case-
Loan Case

Loan Case
100% and 70% of the total amount raised for first tranche and second tranche respectively is expended.
*
 Yes No

Utilization certificate from CA/CS firm hired by CBO.
Select files... ✓ Done

File Name	Action
Data auto fetched_014123074130.jpg	<input type="button" value="Action"/>

Attested copy of bank statement of loan account of CBO (attestation from bank authorities)...
Select files... ✓ Done

File Name	Action
Data auto fetched_014123074135.jpg	<input type="button" value="Action"/>

Attested copy of bank passbook of current account of CBO.
Select files... ✓ Done

File Name	Action
Activity name and approved sub project_014123074141.jpg	<input type="button" value="Action"/>

Inspection by the concerned DIU accountants.
 Yes No

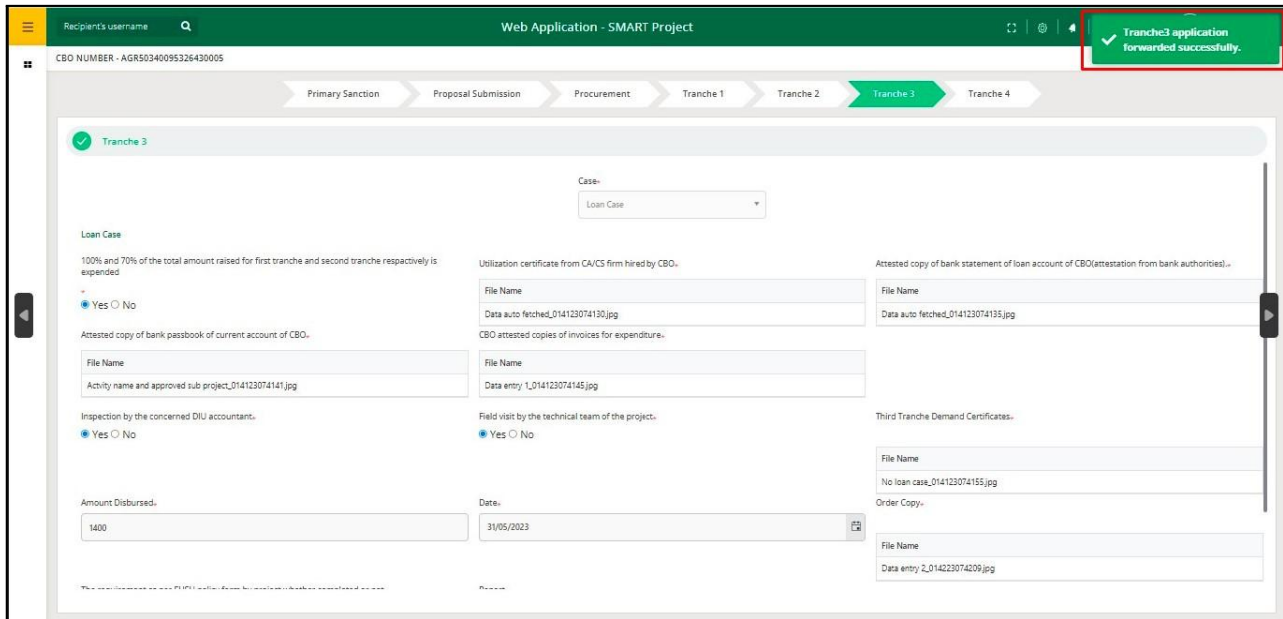
CBO attested copies of invoices for expenditure.
Select files... ✓ Done

File Name	Action
Data entry_1_014123074145.jpg	<input type="button" value="Action"/>

Field visit by the technical team of the project.
 Yes No

Third Tranche Demand Certificates.
Select files... ✓ Done

File Name	Action
	<input type="button" value="Action"/>



Recipient's username [search] Web Application - SMART Project

CBO NUMBER - AGR50340095326430005

Primary Sanction > Proposal Submission > Procurement > Tranche 1 > Tranche 2 > **Tranche 3** > Tranche 4

Tranche 3

Case-
Loan Case

Loan Case
100% and 70% of the total amount raised for first tranche and second tranche respectively is expended
-
 Yes No

Utilization certificate from CA/CS firm hired by CBO.
File Name
Data auto fetched_014123074130.jpg

Attested copy of bank statement of loan account of CBO (attestation from bank authorities)...
File Name
Data auto fetched_014123074135.jpg

Attested copy of bank passbook of current account of CBO.
File Name
Activity name and approved sub project_014123074141.jpg

CBO attested copies of invoices for expenditure.
File Name
Data entry_1_014123074145.jpg

Inspection by the concerned DIU accountant.
 Yes No

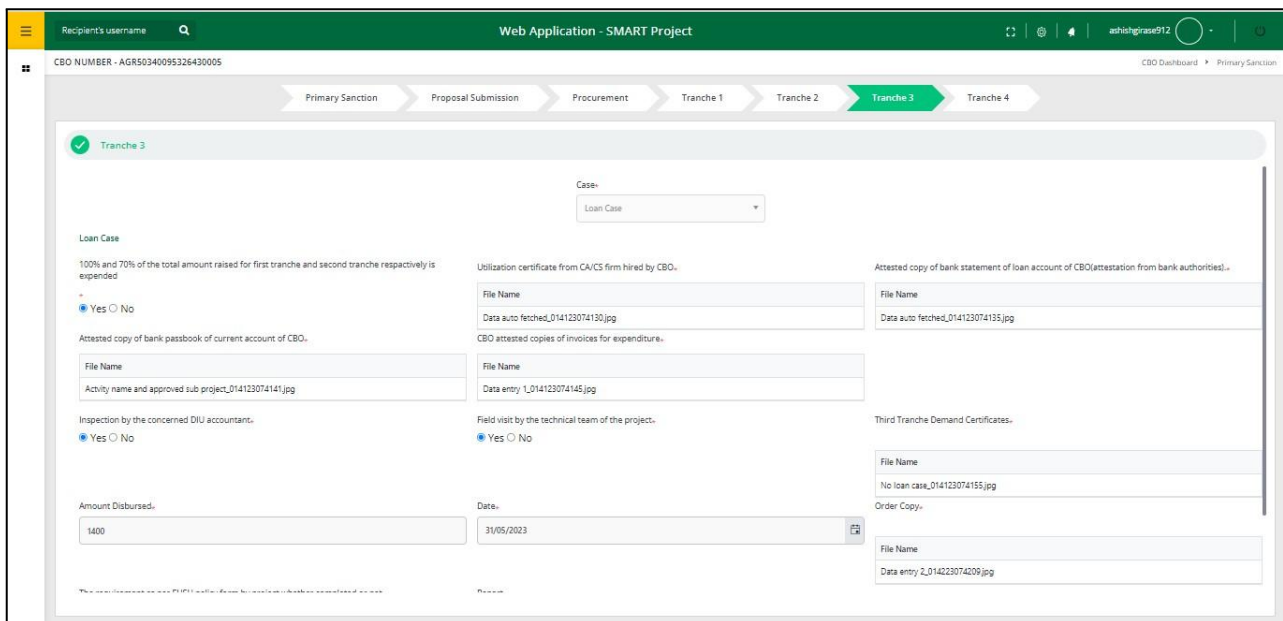
Field visit by the technical team of the project.
 Yes No

Third Tranche Demand Certificates.
File Name
No loan case_014123074155.jpg
Order Copy.
File Name
Data entry_2_014223074209.jpg

Amount Disbursed.
1400

Date.
31/05/2023

After clicking on the submit button, Users can only view the data and are not able to update it.



Recipient's username [search] Web Application - SMART Project

CBO NUMBER - AGR50340095326430005

Primary Sanction > Proposal Submission > Procurement > Tranche 1 > Tranche 2 > **Tranche 3** > Tranche 4

Tranche 3

Case-
Loan Case

Loan Case
100% and 70% of the total amount raised for first tranche and second tranche respectively is expended
-
 Yes No

Utilization certificate from CA/CS firm hired by CBO.
File Name
Data auto fetched_014123074130.jpg

Attested copy of bank statement of loan account of CBO (attestation from bank authorities)...
File Name
Data auto fetched_014123074135.jpg

Attested copy of bank passbook of current account of CBO.
File Name
Activity name and approved sub project_014123074141.jpg

CBO attested copies of invoices for expenditure.
File Name
Data entry_1_014123074145.jpg

Inspection by the concerned DIU accountant.
 Yes No

Field visit by the technical team of the project.
 Yes No

Third Tranche Demand Certificates.
File Name
No loan case_014123074155.jpg
Order Copy.
File Name
Data entry_2_014223074209.jpg

Amount Disbursed.
1400

Date.
31/05/2023

2.10. Tranche 4

After Tranche 3 successfully receives approval from all the desks, CBO users will automatically redirect to the Tranche 4 tab for data upload activity.

After filling all the mandatory fields if users want to save the data then need to click on save button.

Recipient's username Web Application - SMART Project

CBO NUMBER - AGR50340095326430005

Primary Sanction > Proposal Submission > Procurement > Tranche 1 > Tranche 2 > Tranche 3 > **Tranche 4**

Tranche 4

Audit by the CA appointed by the project: Yes No

Field visit by the technical team of the project: Yes No

Attested copy of bank passbook of loan account of CBO(attestation from bank authorities): ✓ Done

Fourth Tranche Demand Certificates: ✓ Done

Work/Project completion reports: ✓ Done

File Name	Action	File Name	Action
Loan data entry_012623102630.jpg	<input type="button" value="Delete"/>	No loan case_012623102635.jpg	<input type="button" value="Delete"/>

Activity name and approved sub project_012623102626.jpg

Amount Disbursed: Date: Order Copy: ✓ Done

After filling all the mandatory fields, If the users want to forward the Tranche 4 from to the scrutiny level then need to click on the submit button.

Recipient's username Web Application - SMART Project

CBO NUMBER - AGR50340095326430005

Primary Sanction > Proposal Submission > Procurement > Tranche 1 > Tranche 2 > Tranche 3 > **Tranche 4**

Tranche 4

Audit by the CA appointed by the project: Yes No

Field visit by the technical team of the project: Yes No

Attested copy of bank passbook of loan account of CBO(attestation from bank authorities): ✓ Done

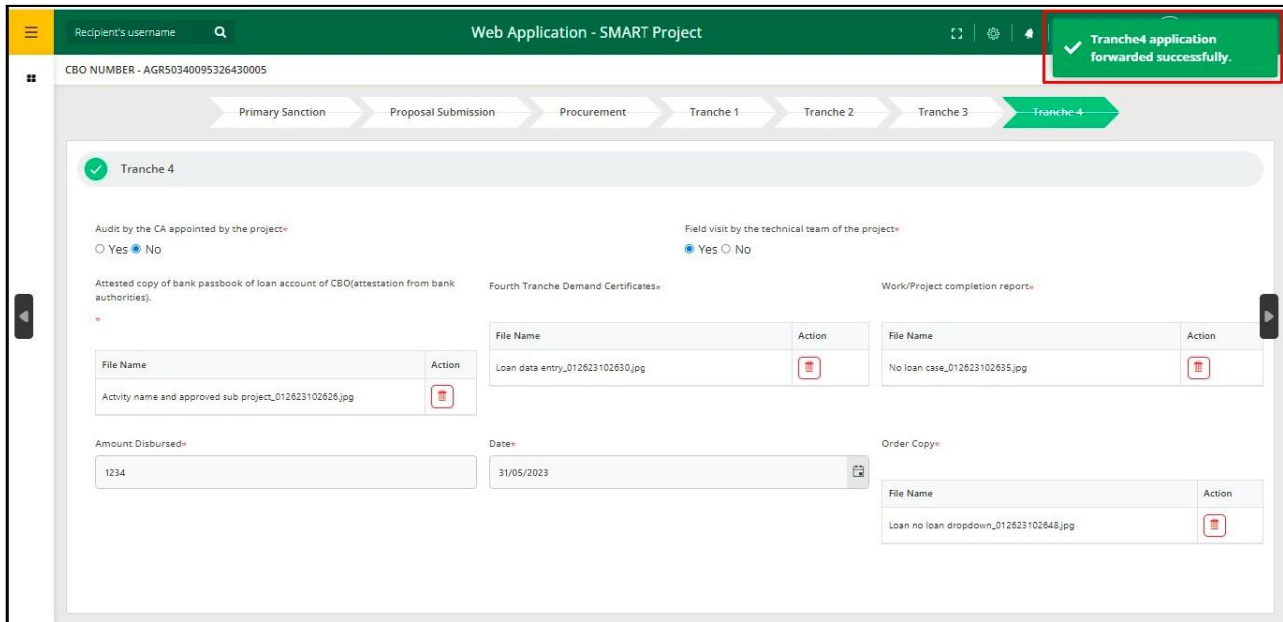
Fourth Tranche Demand Certificates: ✓ Done

Work/Project completion reports: ✓ Done

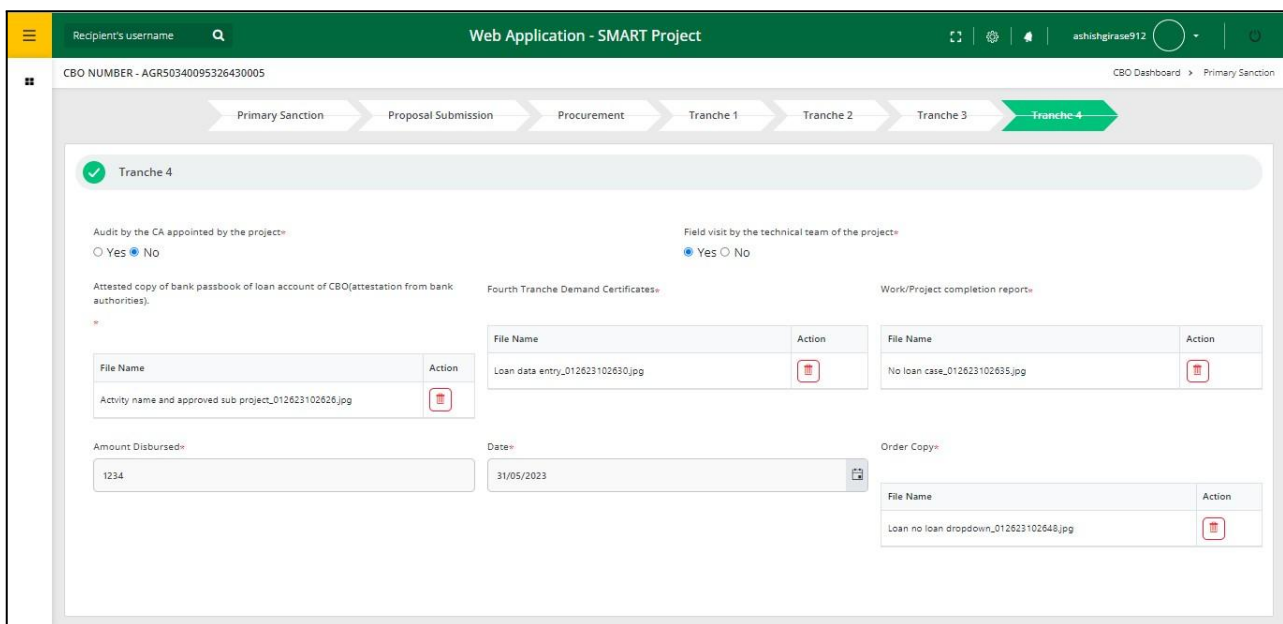
File Name	Action	File Name	Action
Loan data entry_012623102630.jpg	<input type="button" value="Delete"/>	No loan case_012623102635.jpg	<input type="button" value="Delete"/>

Activity name and approved sub project_012623102626.jpg

Amount Disbursed: Date: Order Copy: ✓ Done

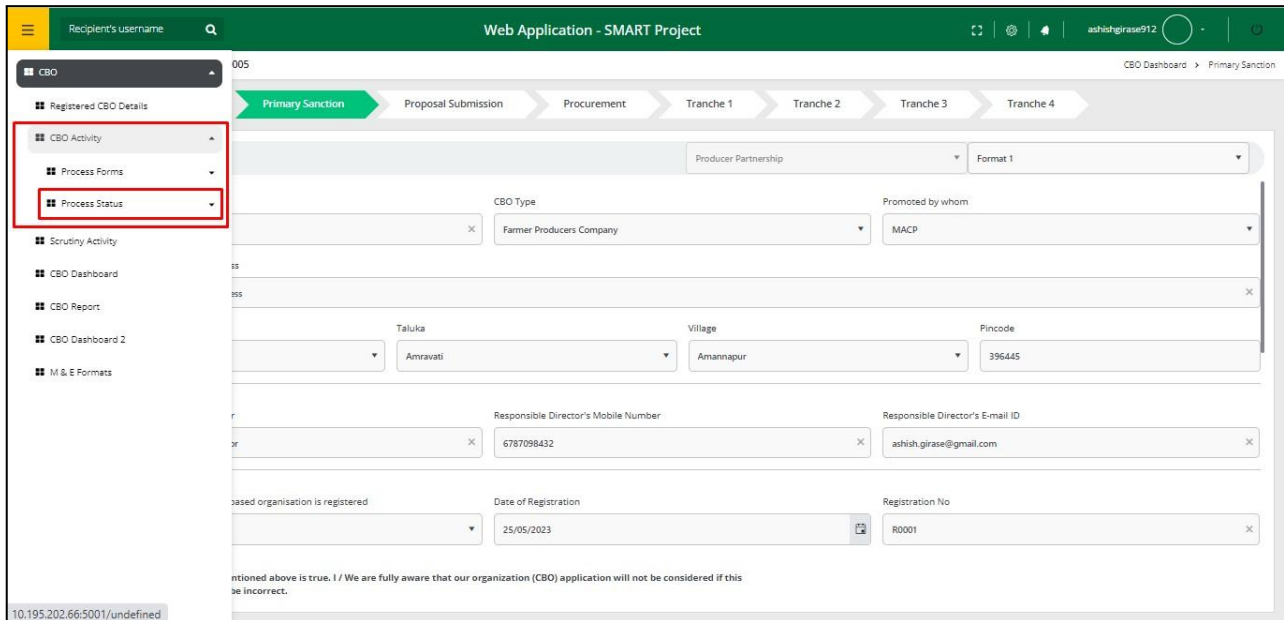


After clicking on the submit button, Users can only view the data and are not able to update it.



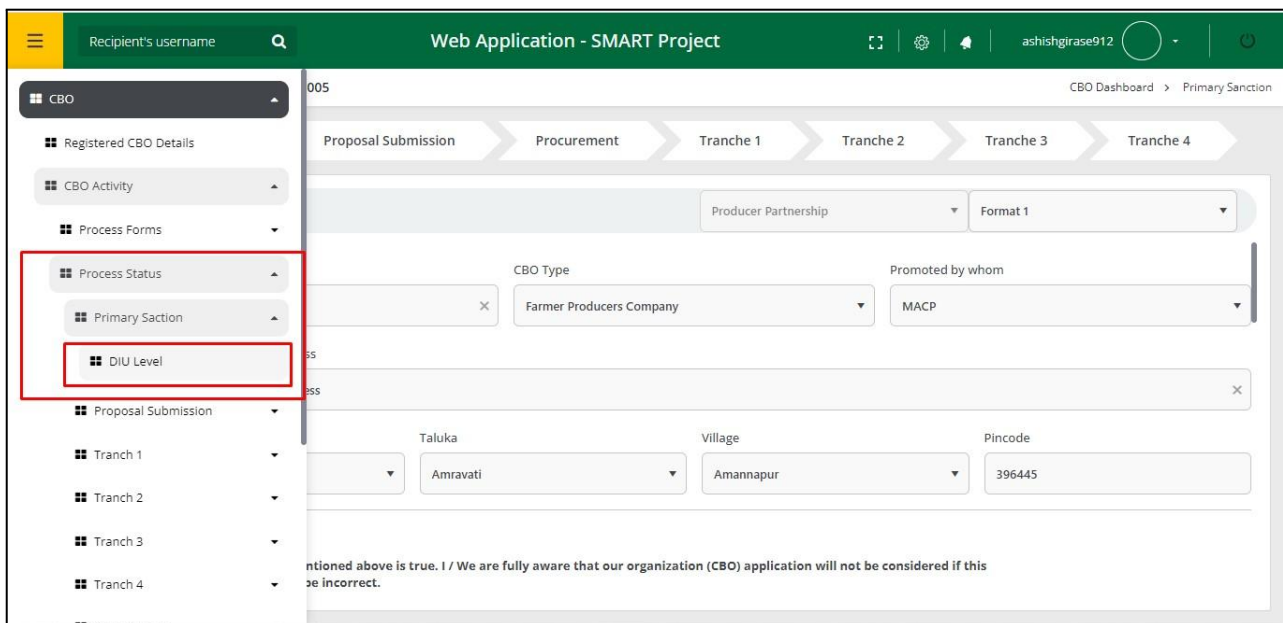
2.11. View Process Status Functionality

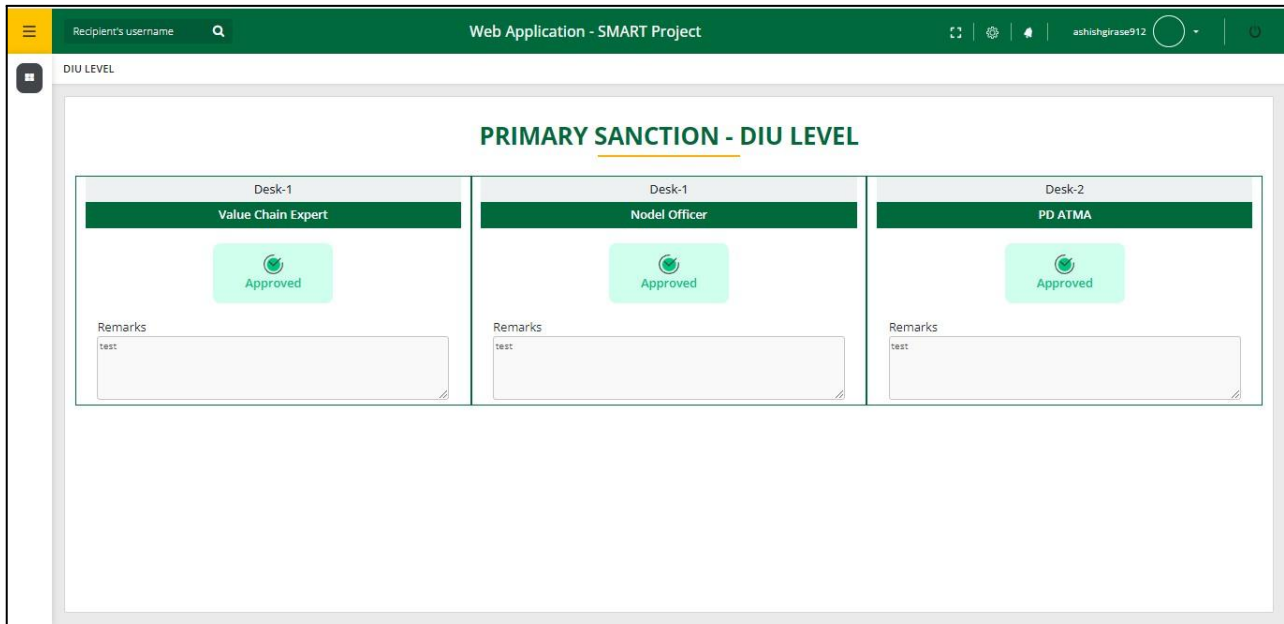
CBO users can view the status for all the submitted applications like Primary sanction, Proposal submission, Procurement, Tranche 1, Tranche 2, Tranche 3 and Tranche 4. For process status, CBO users are required to click on a side menu like **Process status**.



2.11.1. Process status for primary sanction application

CBO users need to click on Process status-primary sanction-DIU level from the side menu.



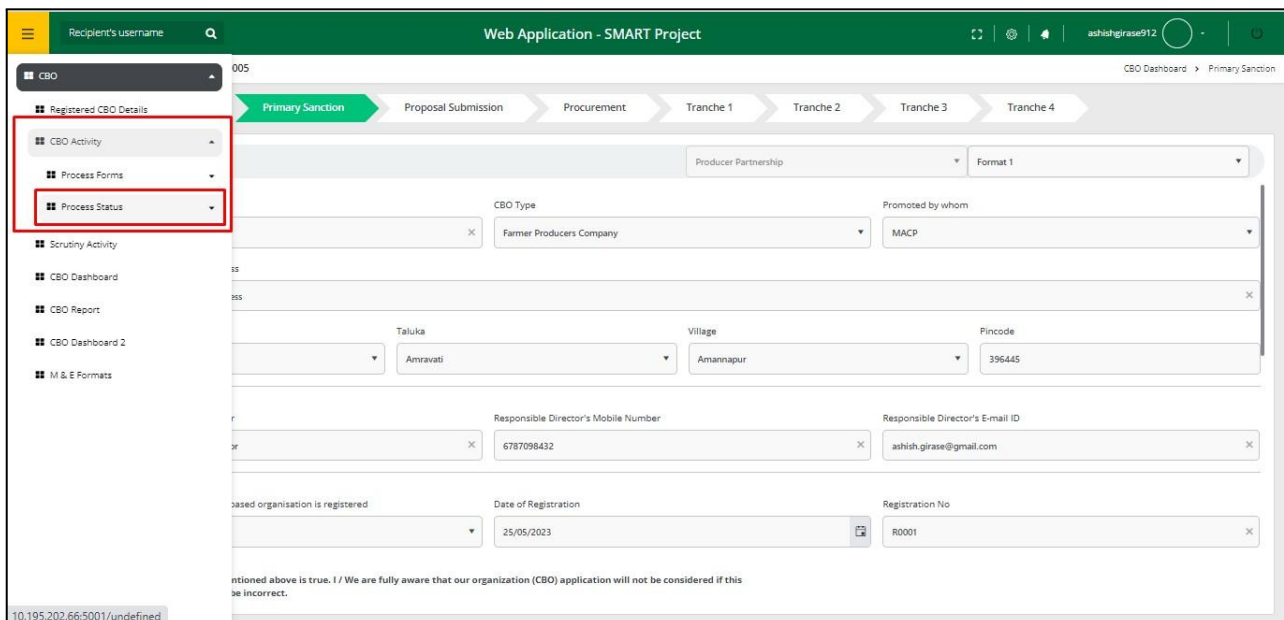


Description :

Sr. No	Field Name	Description
1.	Desk Details	It will provide the information of Desk details like Desk 1, Desk 2 and so on as per primary sanction application process flow..
2.	Desk wise Designated officer details	It will provide the information of Desk wise designated officer details like Value chain expert,Nodal officer,PD ATMA and so on as per primary sanction application process flow.
3.	Status	It will provide the information of actual status like Approved, Rejected, In process and so on.
4.	Remarks	It will provide the information of remarks which is provided by Desk wise Designated officers.

2.11.2. Process status for Proposal Submission application

CBO users need to click on Process status-Proposal submission-DIU/RIU/PIU/PCMU level from the side menu.



Web Application - SMART Project

Recipient's username: ashishgirase912

CBO Dashboard > Primary Sanction

005

Primary Sanction > Proposal Submission > Procurement > Tranche 1 > Tranche 2 > Tranche 3 > Tranche 4

Producer Partnership | Format 1

CBO Type: Farmer Producers Company | Promoted by whom: MACP

Taluka: Amravati | Village: Amannapur | Pincode: 396445

Responsible Director's Mobile Number: 6787098432 | Responsible Director's E-mail ID: ashish.girase@gmail.com

Date of Registration: 25/05/2023 | Registration No: R0001

ntioned above is true. I/ We are fully aware that our organization (CBO) application will not be considered if this be incorrect.

Web Application - SMART Project

Recipient's username: ashishgirase912

DIU LEVEL






PROPOSAL SUBMISSION - DIU LEVEL

Desk-1	Desk-1	Desk-2
Value Chain Expert	Nodel Officer	PD ATMA
Approved	Approved	Approved
Remarks test	Remarks test cases	Remarks test case 1

Recipient's username Web Application - SMART Project ashishgrase912

RIU







PROPOSAL SUBMISSION - RIU LEVEL

Desk-3 Value Chain Expert	Desk-3 Finance Consultant	Desk-3 Social Environment Expert
		
Remarks test	Remarks test scenarios	Remarks test
Desk-3 Assistant Engineer	Desk-4 Nodel Officer	
		
Remarks test	Remarks test	

Recipient's username Web Application - SMART Project ashishgrase912

PIU LEVEL

PROPOSAL SUBMISSION - PIU LEVEL

Desk-5 Value Chain Expert	Desk-5 Agribusiness Specialist	Desk-5 Agri Engineer
		
Remarks test	Remarks test scenarios	Remarks test
Desk-5 Procurement Expert	Desk-5 Finance Consultant	Desk-5 Social Environment Expert
		
Remarks test	Remarks test scenarios	Remarks test

Recipient's username Web Application - SMART Project ashishgrase912

PIU LEVEL

PROPOSAL SUBMISSION - PIU LEVEL

Desk-5 Procurement Expert	Desk-5 Finance Consultant	Desk-5 Social Environment Expert
Remarks <small>test</small>	Remarks <small>test scenarios</small>	Remarks <small>test</small>
Desk-5 Assistant Engineer	Desk-6 Nodel Officer	Desk-7 Head PIU
Remarks <small>test</small>	Remarks <small>test</small>	Remarks <small>test</small>

Recipient's username Web Application - SMART Project ashishgrase912

PCMU LEVEL

PROPOSAL SUBMISSION - PCMU LEVEL

Desk-8 Experts	Desk-9 Approval Committee	Desk-10 PD Smart
Remarks <small>test</small>	Remarks <small>test</small>	Remarks <small>test</small>

Description :

Sr. No	Field Name	Description
1.	Desk Details	It will provide the information of Desk details like Desk 1, Desk 2 and so on as per proposal submission application process flow..
2.	Desk wise Designated officer details	It will provide the information of Desk wise designated officer details like Value chain expert, Nodal officer, PD ATMA and so on as per proposal submission application process flow.
3.	Status	It will provide the information of actual status like Approved, Rejected, In process and so on.
4.	Remarks	It will provide the information of remarks which is provided by Desk wise Designated officers.

2.11.3. Process status for Procurement application

CBO users need to click on Process status-Procurement-DIU level from the side menu.

Web Application - SMART Project

Recipient's username: ashishgirase912

CBO Dashboard > Primary Sanction

005

Primary Sanction | Proposal Submission | Procurement | Tranche 1 | Tranche 2 | Tranche 3 | Tranche 4

Producer Partnership | Format 1

CBO Type: Farmer Producers Company | Promoted by whom: MACP

Taluka: Amravati | Village: Amannapur | Pincode: 396445

Responsible Director's Mobile Number: 6787098432 | Responsible Director's E-mail ID: ashish.girase@gmail.com

Date of Registration: 25/05/2023 | Registration No: R0001

10.195.202.66:5001/undefined

Web Application - SMART Project

Recipient's username: ashishgirase912

DIU LEVEL

PROCUREMENT - DIU LEVEL

Desk-1

Value Chain Expert

Approved

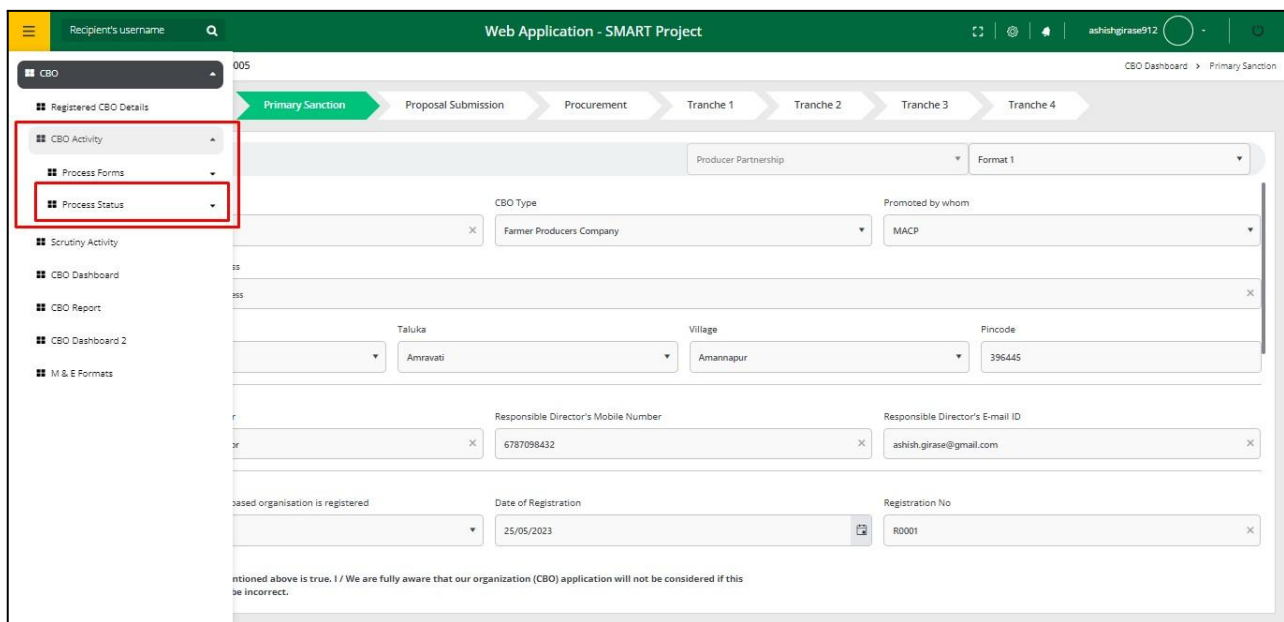
Remarks: please proceed

Description :

Sr. No	Field Name	Description
1.	Desk Details	It will provide the information of Desk details like Desk 1, Desk 2 and so on as per procurement application process flow..
2.	Desk wise Designated officer details	It will provide the information of Desk wise designated officer details like Value chain expert,Nodal officer,PD ATMA and so on as per procurement application process flow.
3.	Status	It will provide the information of actual status like Approved, Rejected, In process and so on.
4.	Remarks	It will provide the information of remarks which is provided by Desk wise Designated officers.

2.11.4. Process status for Tranche 1 application

CBO users need to click on Process status-Tranche 1-DIU/RIU/PIU/PCMU level from the side menu.



Web Application - SMART Project

Recipient's username: ashishgirase912

CBO Dashboard > Primary Sanction

005

Primary Sanction | Proposal Submission | Procurement | Tranche 1 | Tranche 2 | Tranche 3 | Tranche 4

Producer Partnership | Format 1

CBO Type: Farmer Producers Company | Promoted by whom: MACP

Taluka: Amravati | Village: Amannapur | Pincode: 396445

Responsible Director's Mobile Number: 6787098432 | Responsible Director's E-mail ID: ashish.girase@gmail.com

Date of Registration: 25/05/2023 | Registration No: R0001

ntioned above is true. I / We are fully aware that our organization (CBO) application will not be considered if this be Incorrect.

Web Application - SMART Project

Recipient's username: ashishgirase912

DIU LEVEL

TRANCHE 1 - DIU LEVEL

Desk-1	Desk-1	Desk-2
Value Chain Expert	Nodel Officer	PD ATMA
Approved	Approved	Approved
Remarks test	Remarks test	Remarks test

Recipient's username Web Application - SMART Project ashishgrase912

RIU LEVEL

TRANCHE 1 - RIU LEVEL

Desk-3 Value Chain Expert	Desk-3 Finance Consultant	Desk-3 Social Environment Expert
Remarks <input type="text" value="test"/>	Remarks <input type="text" value="test"/>	Remarks <input type="text" value="test"/>
Desk-3 Assistant Engineer	Desk-4 Nodel Officer	
Remarks <input type="text" value="test"/>	Remarks <input type="text" value="test"/>	

Recipient's username Web Application - SMART Project ashishgrase912

PIU LEVEL







TRANCHE 1 - PIU LEVEL

Desk-5 Value Chain Expert	Desk-5 Agribusiness Specialist	Desk-5 Agri Engineer
Remarks <input type="text" value="test"/>	Remarks <input type="text" value="test"/>	Remarks <input type="text" value="test"/>
Desk-5 Procurement Expert	Desk-5 Finance Consultant	Desk-5 Social Environment Expert
Remarks <input type="text" value="test"/>	Remarks <input type="text" value="test"/>	Remarks <input type="text" value="test"/>

Recipient's username Web Application - SMART Project ashishgrase912

PIU LEVEL




TRANCHE 1 - PIU LEVEL

Desk-5 Procurement Expert	Desk-5 Finance Consultant	Desk-5 Social Environment Expert
		
Remarks test	Remarks test	Remarks test
Desk-5 Assistant Engineer	Desk-6 Nodel Officer	Desk-7 Head PIU
		
Remarks test	Remarks test	Remarks test

Recipient's username Web Application - SMART Project ashishgrase912

PCMU LEVEL

TRANCHE 1 - PCMU LEVEL

Desk-8 Experts	Desk-9 Approval Committee	Desk-10 PD Smart
		
Remarks test	Remarks test	Remarks test

Description :

Sr. No	Field Name	Description
1.	Desk Details	It will provide the information of Desk details like Desk 1, Desk 2 and so on as per Tranche 1 application process flow..
2.	Desk wise Designated officer details	It will provide the information of Desk wise designated officer details like Value chain expert, Nodal officer, PD ATMA and so on as per Tranche 1 application process flow.
3.	Status	It will provide the information of actual status like Approved, Rejected, In process and so on.
4.	Remarks	It will provide the information of remarks which is provided by Desk wise Designated officers.

2.11.5. Process status for Tranche 2 application

CBO users need to click on Process status-Tranche 2-DIU/RIU/PIU/PCMU level from the side menu.

The screenshot shows the 'Web Application - SMART Project' interface. On the left, a sidebar menu lists various options, with 'Process Status' highlighted in a red box. The main area displays a 'Primary Sanction' form with the following details:

- Primary Sanction** (Active)
- Proposed CBO Type:** Farmer Producers Company
- Promoted by whom:** MACP
- Taluka:** Amravati
- Village:** Amannapur
- Pincodes:** 396445
- Responsible Director's Mobile Number:** 6787098432
- Responsible Director's E-mail ID:** ashish.girase@gmail.com
- Date of Registration:** 25/05/2023
- Registration No:** R0001

Web Application - SMART Project

Recipient's username: ashishgirase912

CBO Dashboard > Primary Sanction

005

Primary Sanction | Proposal Submission | Procurement | Tranche 1 | Tranche 2 | Tranche 3 | Tranche 4

Producer Partnership | Format 1

CBO Type: Farmer Producers Company | Promoted by whom: MACP

Taluka: Amravati | Village: Amannapur | Pincode: 396445

Responsible Director's Mobile Number: 6787098432 | Responsible Director's E-mail ID: ashish.girase@gmail.com

Date of Registration: 25/05/2023 | Registration No: R0001

I / We are fully aware that our organization (CBO) application will not be considered if this information above is true. / We are fully aware that our organization (CBO) application will not be considered if this information is incorrect.

Web Application - SMART Project

Recipient's username: ashishgirase912

DIU LEVEL






TRANCHE 2 - DIU LEVEL

Desk-1	Desk-1	Desk-2
Value Chain Expert	Nodel Officer	PD ATMA
Approved	Approved	Approved
Remarks test	Remarks test	Remarks test

Recipient's username Web Application - SMART Project ashishgrase912

RIU LEVEL







TRANCHE 2 - RIU LEVEL

Desk-3 Value Chain Expert	Desk-3 Finance Consultant	Desk-3 Social Environment Expert
		
Remarks test	Remarks test	Remarks test
Desk-3 Assistant Engineer	Desk-4 Nodel Officer	
		
Remarks test	Remarks test	

Recipient's username Web Application - SMART Project ashishgrase912

PIU LEVEL







TRANCHE 2 - PIU LEVEL

Desk-5 Value Chain Expert	Desk-5 Agribusiness Specialist	Desk-5 Agri Engineer
		
Remarks test	Remarks test	Remarks test
Desk-5 Procurement Expert	Desk-5 Finance Consultant	Desk-5 Social Environment Expert
		
Remarks test	Remarks test	Remarks test

Recipient's username Web Application - SMART Project ashishgrase912

PIU LEVEL




TRANCHE 2 - PIU LEVEL

Desk-5	Desk-5	Desk-5
Procurement Expert	Finance Consultant	Social Environment Expert
		
Remarks test	Remarks test	Remarks test
Desk-5	Desk-6	Desk-7
Assistant Engineer	Nodel Officer	Head PIU
		
Remarks test	Remarks test	Remarks test

Recipient's username Web Application - SMART Project ashishgrase912

PCMU LEVEL

TRANCHE 2 - PCMU LEVEL

Desk-8	Desk-9	Desk-10
Experts	Approval Committee	PD Smart
		
Remarks test	Remarks test	Remarks test

Description :

Sr. No	Field Name	Description
1.	Desk Details	It will provide the information of Desk details like Desk 1, Desk 2 and so on as per Tranche 2 application process flow..
2.	Desk wise Designated officer details	It will provide the information of Desk wise designated officer details like Value chain expert, Nodal officer, PD ATMA and so on as per Tranche 2 application process flow.
3.	Status	It will provide the information of actual status like Approved, Rejected, In process and so on.
4.	Remarks	It will provide the information of remarks which is provided by Desk wise Designated officers.

2.11.6. Process status for Tranche 3 application

CBO users need to click on Process status-Tranche 3-DIU/RIU/PIU/PCMU level from the side menu.

The screenshot shows the 'Web Application - SMART Project' interface. The left sidebar menu is open, and the 'Process Status' option is highlighted with a red box. The main content area displays a form for CBO registration. The form includes a progress bar at the top with steps: Primary Sanction, Proposal Submission, Procurement, Tranche 1, Tranche 2, Tranche 3, and Tranche 4. The 'Primary Sanction' step is currently active. The form fields are as follows:

- CBO Type: Farmer Producers Company
- Promoted by whom: MACP
- Taluka: Amravati
- Village: Amannapur
- Pincode: 396445
- Responsible Director's Mobile Number: 6787098432
- Responsible Director's E-mail ID: ashish.girase@gmail.com
- Date of Registration: 25/05/2023
- Registration No: R0001

Web Application - SMART Project

Recipient's username: ashishgirase912

CBO Dashboard > Primary Sanction

005

Primary Sanction | Proposal Submission | Procurement | Tranche 1 | Tranche 2 | Tranche 3 | Tranche 4

Producer Partnership | Format 1

CBO Type: Farmer Producers Company | Promoted by whom: MACP

Taluka: Amravati | Village: Amannapur | Pincode: 396445

Responsible Director's Mobile Number: 6787098432 | Responsible Director's E-mail ID: ashish.girase@gmail.com

Date of Registration: 25/05/2023 | Registration No: R0001

...ed organisation is registered. Date of Registration: 25/05/2023. Registration No: R0001

...ntioned above is true. I / We are fully aware that our organization (CBO) application will not be considered if this ...e incorrect.

Web Application - SMART Project

Recipient's username: ashishgirase912

DIU LEVEL






TRANCHE 3 - DIU LEVEL

Desk-1	Desk-1	Desk-2
Value Chain Expert	Nodel Officer	PD ATMA
Approved	Approved	Approved
Remarks test	Remarks test	Remarks test

Recipient's username Web Application - SMART Project ashishgrase912

RIU LEVEL







TRANCHE 3 - RIU LEVEL

Desk-3 Value Chain Expert	Desk-3 Finance Consultant	Desk-3 Social Environment Expert
		
Remarks test	Remarks test	Remarks test
Desk-3 Assistant Engineer	Desk-4 Nodel Officer	
		
Remarks test	Remarks test	

Recipient's username Web Application - SMART Project ashishgrase912

PIU LEVEL

TRANCHE 3 - PIU LEVEL

Desk-5 Value Chain Expert	Desk-5 Agribusiness Specialist	Desk-5 Agri Engineer
		
Remarks test	Remarks test	Remarks test
Desk-5 Procurement Expert	Desk-5 Finance Consultant	Desk-5 Social Environment Expert
		
Remarks test	Remarks test	Remarks test

Recipient's username Web Application - SMART Project ashishgrase912

PIU LEVEL

TRANCHE 3 - PIU LEVEL

Desk-5 Procurement Expert	Desk-5 Finance Consultant	Desk-5 Social Environment Expert
Remarks <input type="text" value="test"/>	Remarks <input type="text" value="test"/>	Remarks <input type="text" value="test"/>
Desk-5 Assistant Engineer	Desk-6 Nodel Officer	Desk-7 Head PIU
Remarks <input type="text" value="test"/>	Remarks <input type="text" value="test"/>	Remarks <input type="text" value="test"/>

Recipient's username Web Application - SMART Project ashishgrase912

PCMU LEVEL

TRANCHE 3 - PCMU LEVEL

Desk-8 Experts	Desk-9 Approval Committee	Desk-10 PD Smart
Remarks <input type="text" value="test"/>	Remarks <input type="text" value="test"/>	Remarks <input type="text" value="test"/>

Description :

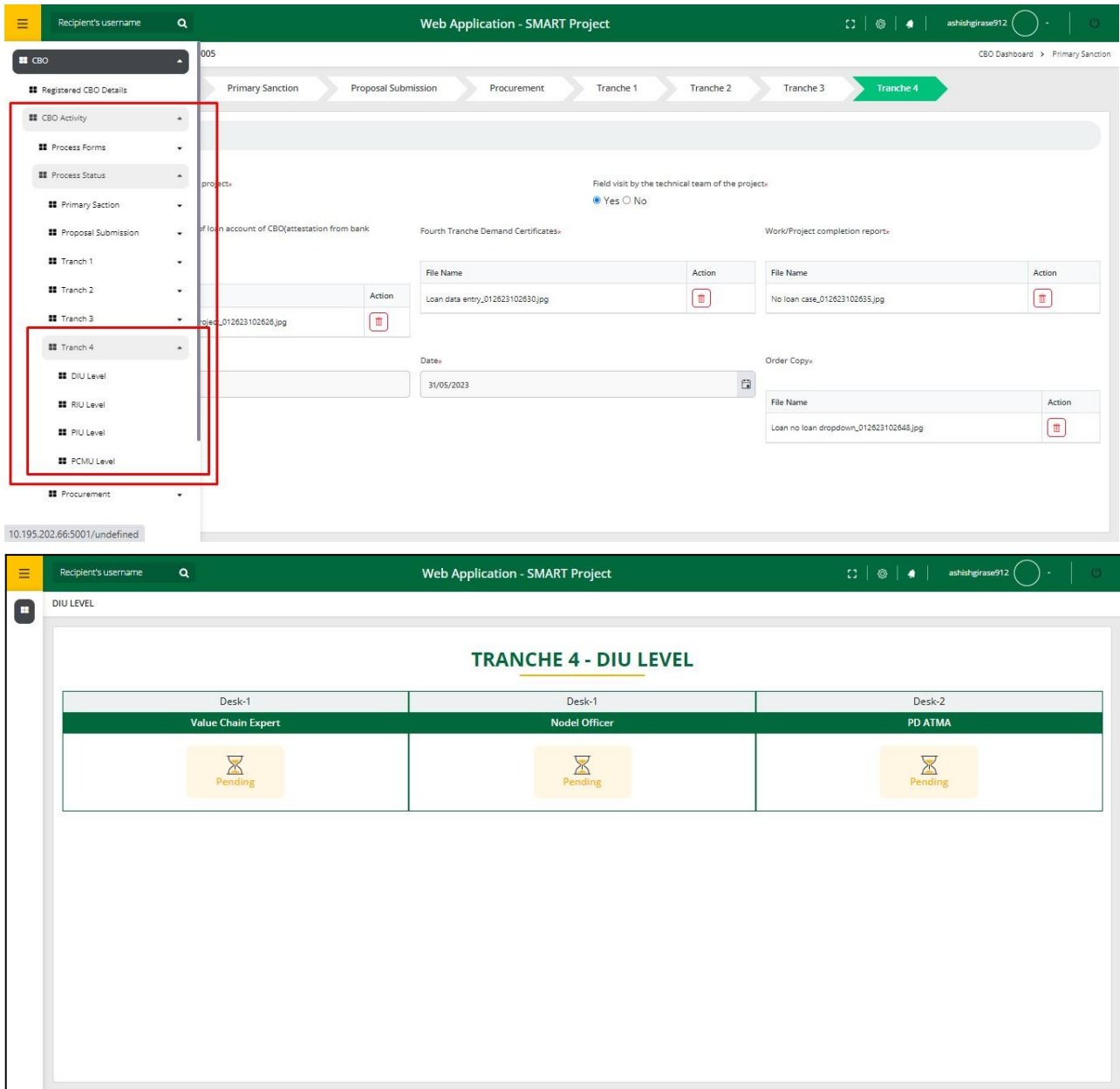
Sr. No	Field Name	Description
1.	Desk Details	It will provide the information of Desk details like Desk 1, Desk 2 and so on as per Tranche 3 application process flow..
2.	Desk wise Designated officer details	It will provide the information of Desk wise designated officer details like Value chain expert, Nodal officer, PD ATMA and so on as per Tranche 3 application process flow.
3.	Status	It will provide the information of actual status like Approved, Rejected, In process and so on.
4.	Remarks	It will provide the information of remarks which is provided by Desk wise Designated officers.

2.11.7. Process status for Tranche 4 application

CBO users need to click on Process status-Tranche 4-DIU/RIU/PIU/PCMU level from the side menu.

The screenshot shows the 'Web Application - SMART Project' interface. The left sidebar menu is expanded, and 'Process Status' is highlighted with a red box. The main content area displays a form for 'Primary Sanction' with the following fields and values:

- Primary Sanction** (selected in the breadcrumb)
- Producer Partnership** (dropdown menu)
- Format 1** (dropdown menu)
- CBO Type**: Farmer Producers Company
- Promoted by whom**: MACP
- Taluka**: Amravati
- Village**: Amannapur
- Pincode**: 396445
- Responsible Director's Mobile Number**: 6787098432
- Responsible Director's E-mail ID**: ashish.girase@gmail.com
- Date of Registration**: 25/05/2023
- Registration No**: R0001



The image displays two screenshots from the SMART Project Web Application. The top screenshot shows the 'Tranche 4' workflow stage, which includes a 'Field visit by the technical team of the project' step with a 'Yes/No' selection. Below this, there are sections for 'Four Tranche Demand Certificates' and 'Work/Project completion reports', each containing a table of file uploads with columns for 'File Name' and 'Action'. The bottom screenshot shows the 'DIU LEVEL' dashboard for 'Tranche 4 - DIU Level', featuring a grid of tasks assigned to 'Desk-1' and 'Desk-2' with roles like 'Value Chain Expert', 'Nodel Officer', and 'PD ATMA'. All tasks in this dashboard are marked as 'Pending'.

Recipient's username Web Application - SMART Project ashishgrase912

RIU LEVEL

TRANCHE 4 - RIU LEVEL

Desk-3 Value Chain Expert	Desk-3 Finance Consultant	Desk-3 Social Environment Expert
Pending	Pending	Pending
Desk-3 Assistant Engineer	Desk-4 Nodel Officer	
Pending	Pending	

Recipient's username Web Application - SMART Project ashishgrase912

PIU LEVEL

TRANCHE 4 - PIU LEVEL

Desk-5 Value Chain Expert	Desk-5 Agribusiness Specialist	Desk-5 Agri Engineer
Pending	Pending	Pending
Desk-5 Procurement Expert	Desk-5 Finance Consultant	Desk-5 Social Environment Expert
Pending	Pending	Pending

Recipient's username Web Application - SMART Project ashishgirase912

PIU LEVEL

TRANCHE 4 - PIU LEVEL

Desk-5	Desk-5	Desk-5
Procurement Expert	Finance Consultant	Social Environment Expert
Pending	Pending	Pending
Desk-5	Desk-6	Desk-7
Assistant Engineer	Nodel Officer	Head PIU
Pending	Pending	Pending

Recipient's username Web Application - SMART Project ashishgirase912 CBO > Process Status

PCMU LEVEL

TRANCHE 4 - PCMU LEVEL

Desk-8	Desk-9	Desk-10
Experts	Approval Committee	PD Smart
Pending	Pending	Pending

Description :

Sr. No	Field Name	Description
1.	Desk Details	It will provide the information of Desk details like Desk 1, Desk 2 and so on as per Tranche 4 application process flow..
2.	Desk wise Designated officer details	It will provide the information of Desk wise designated officer details like Value chain expert, Nodal officer, PD ATMA and so on as per Tranche 4 application process flow.
3.	Status	It will provide the information of actual status like Approved, Rejected, In process and so on.
4.	Remarks	It will provide the information of remarks which is provided by Desk wise Designated officers.